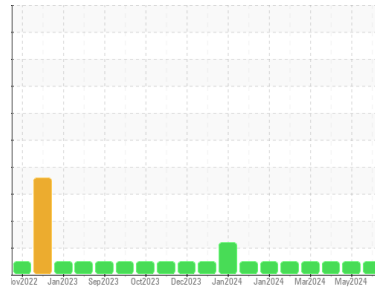




OIL ANALYSIS REPORT

Sample Rating Trend



NORMAL



Machine Id

913148

Component

Diesel Engine

Fluid

PETRO CANADA DURON SHP 15W40 (--- GAL)

DIAGNOSIS

Recommendation

Resample at the next service interval to monitor.

Wear

All component wear rates are normal.

Contamination

There is no indication of any contamination in the oil.

Fluid Condition

The BN result indicates that there is suitable alkalinity remaining in the oil. The condition of the oil is suitable for further service.

SAMPLE INFORMATION

	method	limit/base	current	history1	history2
Sample Number	Client Info		GFL0121376	GFL0121360	GFL0113733
Sample Date	Client Info		11 Jun 2024	22 May 2024	12 Apr 2024
Machine Age	hrs	Client Info	3804	3588	3355
Oil Age	hrs	Client Info	1606	1390	0
Oil Changed	Client Info		Not Chngd	Not Chngd	N/A
Sample Status			NORMAL	NORMAL	NORMAL

CONTAMINATION

	method	limit/base	current	history1	history2
Fuel	WC Method	>5	<1.0	<1.0	<1.0
Water	WC Method	>0.2	NEG	NEG	NEG
Glycol	WC Method		NEG	NEG	NEG

WEAR METALS

	method	limit/base	current	history1	history2
Iron	ppm	ASTM D5185m >110	3	12	7
Chromium	ppm	ASTM D5185m >4	0	0	<1
Nickel	ppm	ASTM D5185m >2	0	0	0
Titanium	ppm	ASTM D5185m	0	0	0
Silver	ppm	ASTM D5185m >2	0	0	0
Aluminum	ppm	ASTM D5185m >25	2	5	7
Lead	ppm	ASTM D5185m >45	0	0	0
Copper	ppm	ASTM D5185m >85	<1	<1	<1
Tin	ppm	ASTM D5185m >4	0	<1	<1
Vanadium	ppm	ASTM D5185m	0	0	<1
Cadmium	ppm	ASTM D5185m	0	0	0

ADDITIVES

	method	limit/base	current	history1	history2
Boron	ppm	ASTM D5185m 0	18	21	6
Barium	ppm	ASTM D5185m 0	0	0	0
Molybdenum	ppm	ASTM D5185m 60	68	77	70
Manganese	ppm	ASTM D5185m 0	<1	<1	0
Magnesium	ppm	ASTM D5185m 1010	895	805	859
Calcium	ppm	ASTM D5185m 1070	1151	1238	1046
Phosphorus	ppm	ASTM D5185m 1150	1052	1007	938
Zinc	ppm	ASTM D5185m 1270	1238	1219	1136
Sulfur	ppm	ASTM D5185m 2060	3611	3138	3231

CONTAMINANTS

	method	limit/base	current	history1	history2
Silicon	ppm	ASTM D5185m >30	4	6	3
Sodium	ppm	ASTM D5185m	2	<1	3
Potassium	ppm	ASTM D5185m >20	4	3	24

INFRA-RED

	method	limit/base	current	history1	history2
Soot %	%	*ASTM D7844 >3	0.2	0.5	0.3
Nitration	Abs/cm	*ASTM D7624 >20	5.3	8.1	7.1
Sulfation	Abs/.1mm	*ASTM D7415 >30	17.2	19.9	18.6

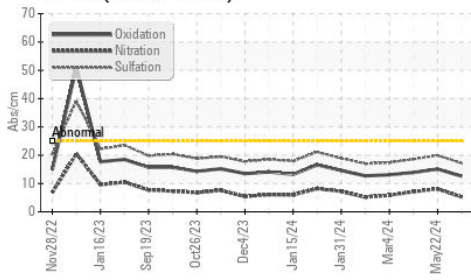
FLUID DEGRADATION

	method	limit/base	current	history1	history2
Oxidation	Abs/.1mm	*ASTM D7414 >25	12.6	15.1	13.9
Base Number (BN)	mg KOH/g	ASTM D2896 9.8	8.0	5.9	7.8

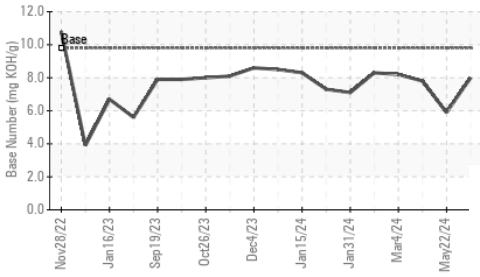


OIL ANALYSIS REPORT

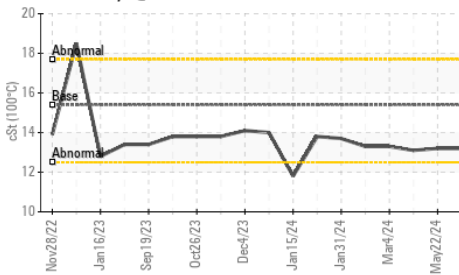
FT-IR (Direct Trend)



Base Number



Viscosity @ 100°C

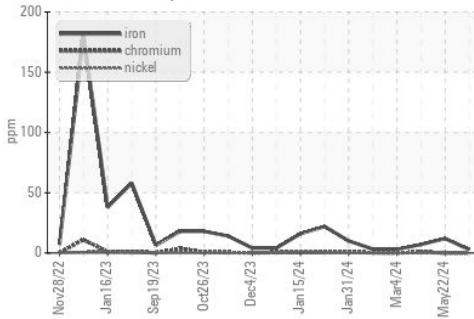


VISUAL	method	limit/base	current	history1	history2
White Metal	scalar	*Visual	NONE	NONE	NONE
Yellow Metal	scalar	*Visual	NONE	NONE	NONE
Precipitate	scalar	*Visual	NONE	NONE	NONE
Silt	scalar	*Visual	NONE	NONE	NONE
Debris	scalar	*Visual	NONE	NONE	NONE
Sand/Dirt	scalar	*Visual	NONE	NONE	NONE
Appearance	scalar	*Visual	NORML	NORML	NORML
Odor	scalar	*Visual	NORML	NORML	NORML
Emulsified Water	scalar	*Visual	>0.2	NEG	NEG
Free Water	scalar	*Visual		NEG	NEG

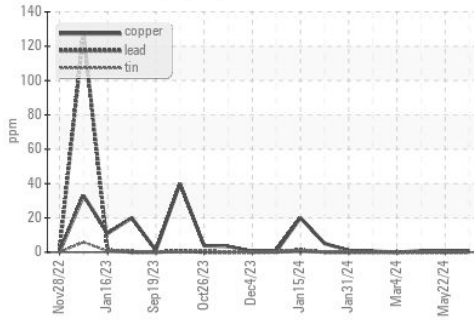
FLUID PROPERTIES	method	limit/base	current	history1	history2
Visc @ 100°C	cSt	ASTM D445	15.4	13.2	13.1

GRAPHS

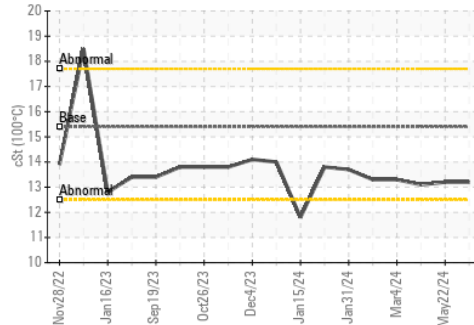
Ferrous Alloys



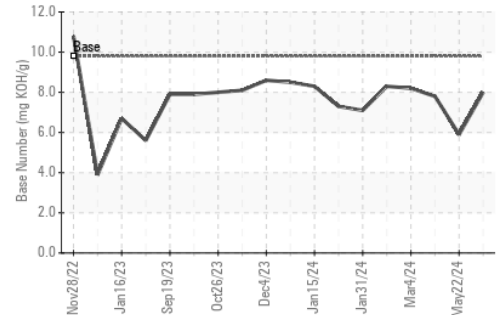
Non-ferrous Metals



Viscosity @ 100°C



Base Number



Certificate L2367

Laboratory : WearCheck USA - 501 Madison Ave., Cary, NC 27513
 Sample No. : GFL0121376
 Lab Number : 06211371
 Unique Number : 11084235
 Test Package : FLEET

GFL environmental - 867 - Trafford (Blount Hauling)
 1130 County Line Rd
 Trafford, AL
 US 35172

Contact: Jonathan Williams
 jonathan.williams@gflenv.com

To discuss this sample report, contact Customer Service at 1-800-237-1369.

* - Denotes test methods that are outside of the ISO 17025 scope of accreditation.

Statements of conformity to specifications are based on the simple acceptance decision rule (JCGM 106:2012)

T:
F: