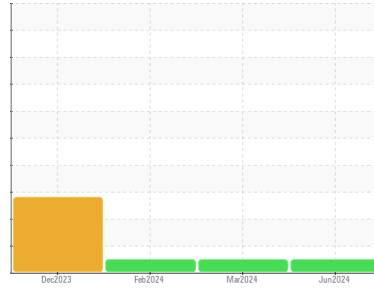




OIL ANALYSIS REPORT

Sample Rating Trend



NORMAL



Machine Id
914049
 Component
Diesel Engine
 Fluid
PETRO CANADA DURON SHP 15W40 (--- GAL)

DIAGNOSIS

Recommendation

Resample at the next service interval to monitor.

Wear

Metal levels are typical for a new component breaking in.

Contamination

There is no indication of any contamination in the oil.

Fluid Condition

The BN result indicates that there is suitable alkalinity remaining in the oil. The condition of the oil is suitable for further service.

SAMPLE INFORMATION

	method	limit/base	current	history1	history2
Sample Number	Client Info		GFL0084831	GFL0084805	GFL0084802
Sample Date	Client Info		05 Jun 2024	11 Mar 2024	08 Feb 2024
Machine Age	hrs	Client Info	1848	967	967
Oil Age	hrs	Client Info	967	967	630
Oil Changed	Client Info		Changed	Changed	N/A
Sample Status			NORMAL	NORMAL	NORMAL

CONTAMINATION

	method	limit/base	current	history1	history2
Fuel	WC Method	>3.0	<1.0	<1.0	<1.0
Water	WC Method	>0.2	NEG	NEG	NEG
Glycol	WC Method		NEG	NEG	NEG

WEAR METALS

	method	limit/base	current	history1	history2
Iron	ppm	ASTM D5185m >120	14	27	14
Chromium	ppm	ASTM D5185m >20	<1	1	<1
Nickel	ppm	ASTM D5185m >5	<1	4	1
Titanium	ppm	ASTM D5185m >2	0	<1	0
Silver	ppm	ASTM D5185m >2	<1	<1	0
Aluminum	ppm	ASTM D5185m >20	3	4	1
Lead	ppm	ASTM D5185m >40	0	<1	0
Copper	ppm	ASTM D5185m >330	40	166	25
Tin	ppm	ASTM D5185m >15	<1	1	0
Vanadium	ppm	ASTM D5185m	0	<1	0
Cadmium	ppm	ASTM D5185m	0	0	0

ADDITIVES

	method	limit/base	current	history1	history2
Boron	ppm	ASTM D5185m 0	4	11	15
Barium	ppm	ASTM D5185m 0	0	0	8
Molybdenum	ppm	ASTM D5185m 60	58	92	65
Manganese	ppm	ASTM D5185m 0	<1	1	0
Magnesium	ppm	ASTM D5185m 1010	993	1398	880
Calcium	ppm	ASTM D5185m 1070	1075	1574	989
Phosphorus	ppm	ASTM D5185m 1150	1042	1512	844
Zinc	ppm	ASTM D5185m 1270	1292	1823	1127
Sulfur	ppm	ASTM D5185m 2060	3146	4309	2672

CONTAMINANTS

	method	limit/base	current	history1	history2
Silicon	ppm	ASTM D5185m >25	6	12	8
Sodium	ppm	ASTM D5185m	4	5	0
Potassium	ppm	ASTM D5185m >20	7	8	5

INFRA-RED

	method	limit/base	current	history1	history2
Soot %	%	*ASTM D7844 >4	0.4	0.3	0.2
Nitration	Abs/cm	*ASTM D7624 >20	9.1	8.5	7.5
Sulfation	Abs/.1mm	*ASTM D7415 >30	21.0	20.2	19.4

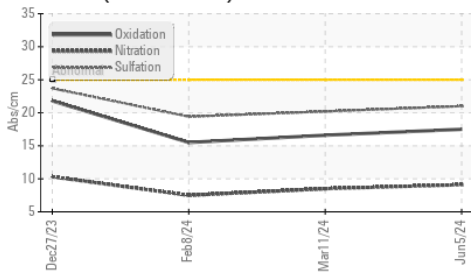
FLUID DEGRADATION

	method	limit/base	current	history1	history2
Oxidation	Abs/.1mm	*ASTM D7414 >25	17.5	16.6	15.5
Base Number (BN)	mg KOH/g	ASTM D2896 9.8	7.3	7.2	8.0

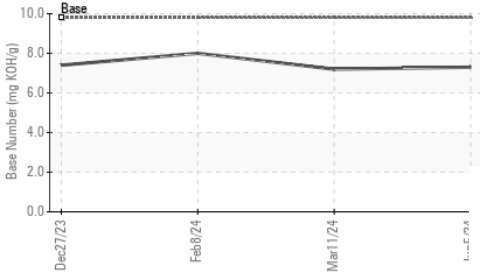


OIL ANALYSIS REPORT

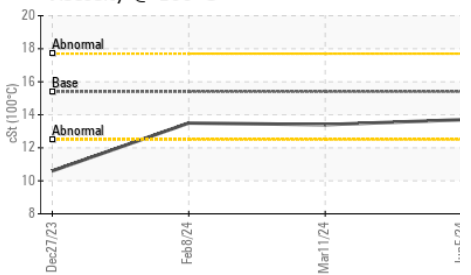
FT-IR (Direct Trend)



Base Number



Viscosity @ 100°C

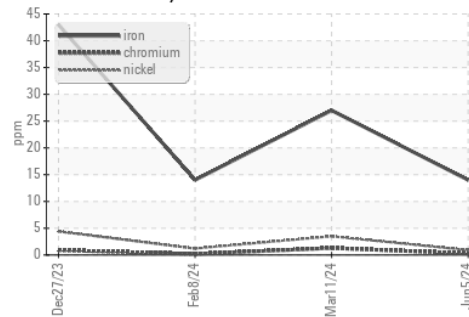


PARAMETER	method	limit/base	current	history1	history2
White Metal	scalar	*Visual	NONE	NONE	NONE
Yellow Metal	scalar	*Visual	NONE	NONE	NONE
Precipitate	scalar	*Visual	NONE	NONE	NONE
Silt	scalar	*Visual	NONE	NONE	NONE
Debris	scalar	*Visual	NONE	NONE	NONE
Sand/Dirt	scalar	*Visual	NONE	NONE	NONE
Appearance	scalar	*Visual	NORML	NORML	NORML
Odor	scalar	*Visual	NORML	NORML	NORML
Emulsified Water	scalar	*Visual	>0.2	NEG	NEG
Free Water	scalar	*Visual		NEG	NEG

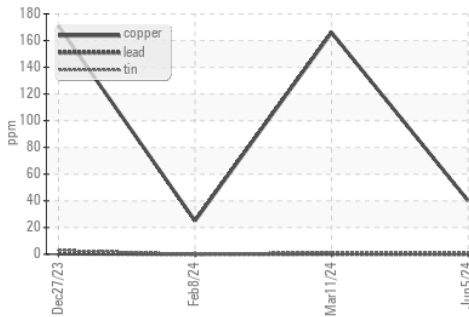
PARAMETER	method	limit/base	current	history1	history2
Visc @ 100°C	cSt	ASTM D445	15.4	13.7	13.4

GRAPHS

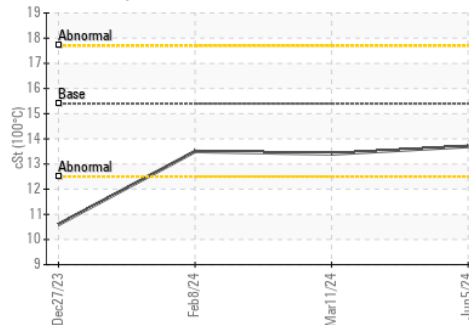
Ferrous Alloys



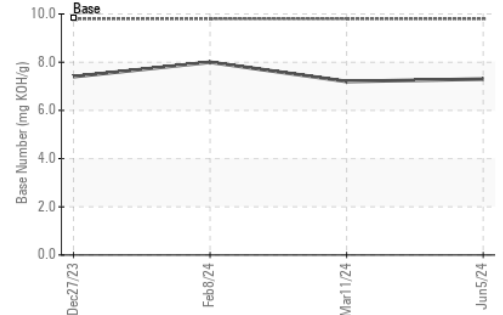
Non-ferrous Metals



Viscosity @ 100°C



Base Number



Certificate L2367

Laboratory : WearCheck USA - 501 Madison Ave., Cary, NC 27513
 Sample No. : GFL0084831
 Lab Number : 06214408
 Unique Number : 11087272
 Test Package : FLEET

Received : 19 Jun 2024
 Tested : 20 Jun 2024
 Diagnosed : 20 Jun 2024 - Wes Davis

GFL Environmental - 959A - Urbana HC
 4808 cunningham Rd
 Urbana, IL
 US 61802

Contact: Kristine Tryon
 Ktryon@gflenv.com

To discuss this sample report, contact Customer Service at 1-800-237-1369.

* - Denotes test methods that are outside of the ISO 17025 scope of accreditation.

Statements of conformity to specifications are based on the simple acceptance decision rule (JCGM 106:2012)

T:
F: