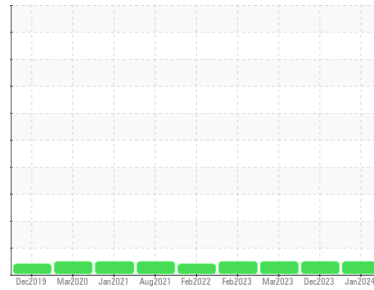


OIL ANALYSIS REPORT

Sample Rating Trend



NORMAL



Machine Id
Chevrolet 4355

Component
Gasoline Engine

Fluid
PETRO CANADA DURON SHP 10W30 (6 QTS)

DIAGNOSIS

Recommendation

Resample at the next service interval to monitor.

Wear

All component wear rates are normal.

Contamination

There is no indication of any contamination in the oil.

Fluid Condition

The BN result indicates that there is suitable alkalinity remaining in the oil. The condition of the oil is suitable for further service.

SAMPLE INFORMATION

	method	limit/base	current	history1	history2
Sample Number	Client Info		PCA0112476	PCA0091624	PCA0091638
Sample Date	Client Info		11 Jan 2024	07 Dec 2023	20 Mar 2023
Machine Age	mls	Client Info	77878	69519	61470
Oil Age	mls	Client Info	8359	8049	9515
Oil Changed	Client Info		Changed	Changed	Changed
Sample Status			NORMAL	NORMAL	NORMAL

CONTAMINATION

	method	limit/base	current	history1	history2
Fuel	WC Method	>4.0	<1.0	<1.0	<1.0
Water	WC Method	>0.2	NEG	NEG	NEG
Glycol	WC Method		NEG	NEG	NEG

WEAR METALS

	method	limit/base	current	history1	history2
Iron	ppm	ASTM D5185m >150	19	18	27
Chromium	ppm	ASTM D5185m >20	<1	<1	<1
Nickel	ppm	ASTM D5185m >5	0	<1	<1
Titanium	ppm	ASTM D5185m	<1	<1	<1
Silver	ppm	ASTM D5185m >2	0	0	0
Aluminum	ppm	ASTM D5185m >40	4	4	5
Lead	ppm	ASTM D5185m >50	<1	1	0
Copper	ppm	ASTM D5185m >155	23	23	27
Tin	ppm	ASTM D5185m >10	0	0	<1
Vanadium	ppm	ASTM D5185m	<1	<1	0
Cadmium	ppm	ASTM D5185m	0	0	0

ADDITIVES

	method	limit/base	current	history1	history2
Boron	ppm	ASTM D5185m 2	0	0	2
Barium	ppm	ASTM D5185m 0	0	0	0
Molybdenum	ppm	ASTM D5185m 50	60	57	59
Manganese	ppm	ASTM D5185m 0	<1	<1	1
Magnesium	ppm	ASTM D5185m 950	961	863	946
Calcium	ppm	ASTM D5185m 1050	1102	923	1020
Phosphorus	ppm	ASTM D5185m 995	989	830	946
Zinc	ppm	ASTM D5185m 1180	1256	1084	1237
Sulfur	ppm	ASTM D5185m 2600	3079	2398	3031

CONTAMINANTS

	method	limit/base	current	history1	history2
Silicon	ppm	ASTM D5185m >30	9	9	12
Sodium	ppm	ASTM D5185m >400	4	2	4
Potassium	ppm	ASTM D5185m >20	2	0	<1

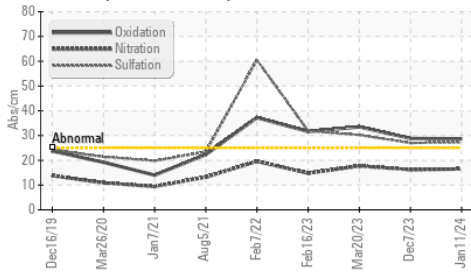
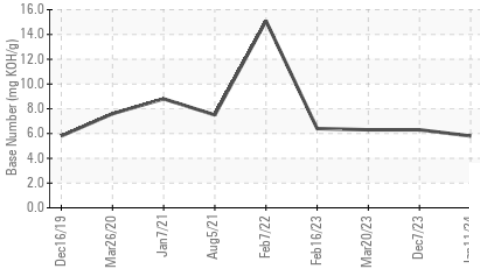
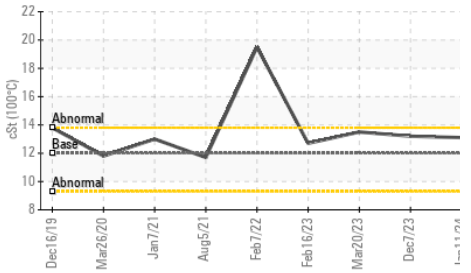
INFRA-RED

	method	limit/base	current	history1	history2
Soot %	%	*ASTM D7844	0.1	0.1	0.1
Nitration	Abs/cm	*ASTM D7624 >20	16.5	16.2	17.7
Sulfation	Abs/.1mm	*ASTM D7415 >30	27.2	27.0	30.2

FLUID DEGRADATION

	method	limit/base	current	history1	history2
Oxidation	Abs/.1mm	*ASTM D7414 >25	28.7	28.8	33.5
Base Number (BN)	mg KOH/g	ASTM D2896	5.8	6.3	6.3

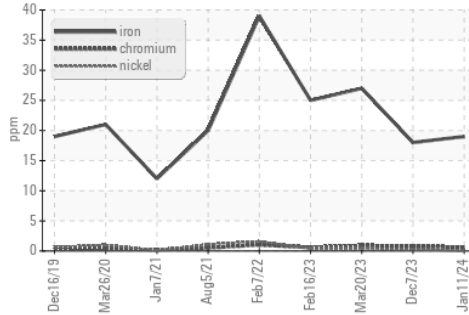
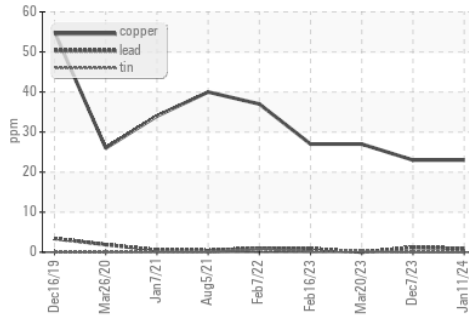
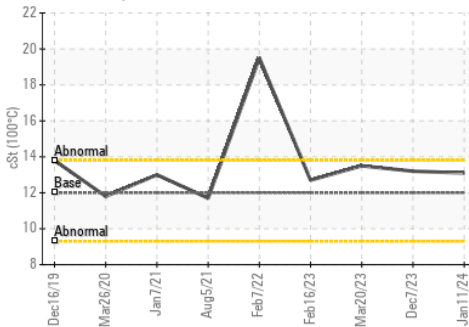
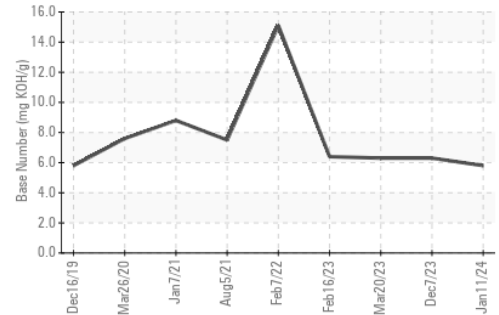
OIL ANALYSIS REPORT

FT-IR (Direct Trend)

Base Number

Viscosity @ 100°C


VISUAL	method	limit/base	current	history1	history2
White Metal	scalar	*Visual	NONE	NONE	NONE
Yellow Metal	scalar	*Visual	NONE	NONE	NONE
Precipitate	scalar	*Visual	NONE	NONE	NONE
Silt	scalar	*Visual	NONE	NONE	NONE
Debris	scalar	*Visual	NONE	NONE	NONE
Sand/Dirt	scalar	*Visual	NONE	NONE	NONE
Appearance	scalar	*Visual	NORML	NORML	NORML
Odor	scalar	*Visual	NORML	NORML	NORML
Emulsified Water	scalar	*Visual	>0.2	NEG	NEG
Free Water	scalar	*Visual		NEG	NEG

FLUID PROPERTIES	method	limit/base	current	history1	history2	
Visc @ 100°C	cSt	ASTM D445	12.00	13.1	13.2	13.5

GRAPHS

Ferrous Alloys

Non-ferrous Metals

Viscosity @ 100°C

Base Number


Certificate L2367

Laboratory : WearCheck USA - 501 Madison Ave., Cary, NC 27513
Sample No. : PCA0112476 **Received** : 20 Jun 2024
Lab Number : **06215319** **Tested** : 21 Jun 2024
Unique Number : 11088183 **Diagnosed** : 21 Jun 2024 - Sean Felton
Test Package : FLEET

ICSB370 - Alton
 4525 North Alby Road
 Godfrey, IL
 US 62035

Contact: Chad Ingold
 c.ingold@illinois-central.com
 T: (618)466-5400
 F:

To discuss this sample report, contact Customer Service at 1-800-237-1369.

* - Denotes test methods that are outside of the ISO 17025 scope of accreditation.

Statements of conformity to specifications are based on the simple acceptance decision rule (JCGM 106:2012)