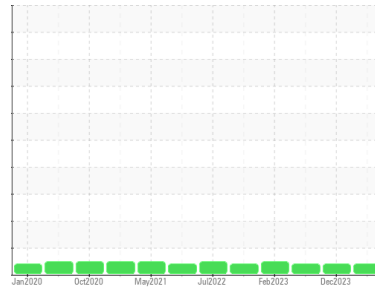


OIL ANALYSIS REPORT

Sample Rating Trend



VISCOSITY



Machine Id
Chevrolet 4513

Component
Gasoline Engine

Fluid
PETRO CANADA DURON SHP 10W30 (6 QTS)

DIAGNOSIS

Recommendation

Oil and filter change at the time of sampling has been noted. Resample at the next service interval to monitor.

Wear

All component wear rates are normal.

Contamination

There is no indication of any contamination in the oil.

Fluid Condition

The oil viscosity is higher than normal. The BN result indicates that there is suitable alkalinity remaining in the oil.

SAMPLE INFORMATION		method	limit/base	current	history1	history2
Sample Number	Client Info			PCA0112697	PCA0112492	PCA0091636
Sample Date	Client Info			26 Mar 2024	11 Dec 2023	20 Mar 2023
Machine Age	mls	Client Info		256320	246439	221873
Oil Age	mls	Client Info		34447	26565	11060
Oil Changed	Client Info			Changed	Changed	Changed
Sample Status				ATTENTION	ATTENTION	ATTENTION

CONTAMINATION		method	limit/base	current	history1	history2
Fuel	WC Method	>4.0	<1.0	<1.0	<1.0	
Water	WC Method	>0.2	NEG	NEG	NEG	
Glycol	WC Method		NEG	NEG	NEG	

WEAR METALS		method	limit/base	current	history1	history2
Iron	ppm	ASTM D5185m	>150	17	16	13
Chromium	ppm	ASTM D5185m	>20	1	<1	<1
Nickel	ppm	ASTM D5185m	>5	<1	<1	<1
Titanium	ppm	ASTM D5185m		<1	<1	<1
Silver	ppm	ASTM D5185m	>2	0	0	0
Aluminum	ppm	ASTM D5185m	>40	4	5	4
Lead	ppm	ASTM D5185m	>50	<1	<1	0
Copper	ppm	ASTM D5185m	>155	11	14	14
Tin	ppm	ASTM D5185m	>10	0	0	<1
Vanadium	ppm	ASTM D5185m		<1	<1	0
Cadmium	ppm	ASTM D5185m		0	0	0

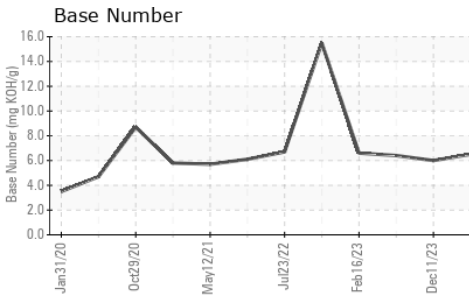
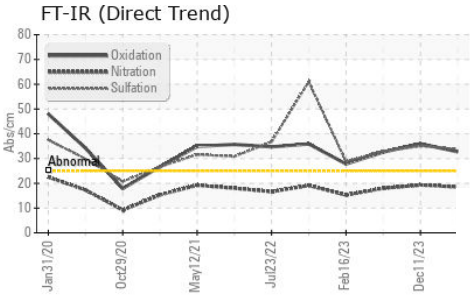
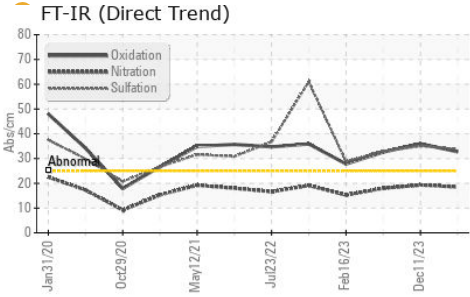
ADDITIVES		method	limit/base	current	history1	history2
Boron	ppm	ASTM D5185m	2	2	5	2
Barium	ppm	ASTM D5185m	0	0	0	0
Molybdenum	ppm	ASTM D5185m	50	62	60	61
Manganese	ppm	ASTM D5185m	0	<1	<1	<1
Magnesium	ppm	ASTM D5185m	950	1003	941	967
Calcium	ppm	ASTM D5185m	1050	1197	1337	1089
Phosphorus	ppm	ASTM D5185m	995	1034	990	987
Zinc	ppm	ASTM D5185m	1180	1348	1307	1280
Sulfur	ppm	ASTM D5185m	2600	3257	3138	3188

CONTAMINANTS		method	limit/base	current	history1	history2
Silicon	ppm	ASTM D5185m	>30	9	8	9
Sodium	ppm	ASTM D5185m	>400	6	5	4
Potassium	ppm	ASTM D5185m	>20	2	2	0

INFRA-RED		method	limit/base	current	history1	history2
Soot %	%	*ASTM D7844		0.1	0.1	0.1
Nitration	Abs/cm	*ASTM D7624	>20	18.5	19.3	18.0
Sulfation	Abs/.1mm	*ASTM D7415	>30	33.8	35.0	32.9

FLUID DEGRADATION		method	limit/base	current	history1	history2
Oxidation	Abs/.1mm	*ASTM D7414	>25	32.7	36.0	32.6
Base Number (BN)	mg KOH/g	ASTM D2896		6.5	6.0	6.4

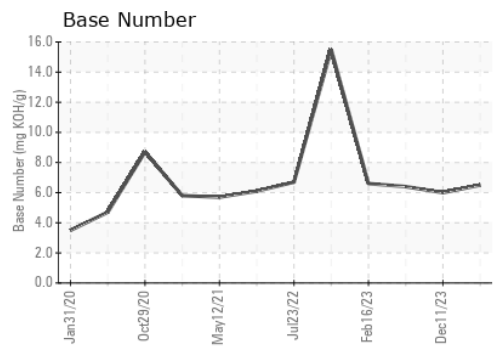
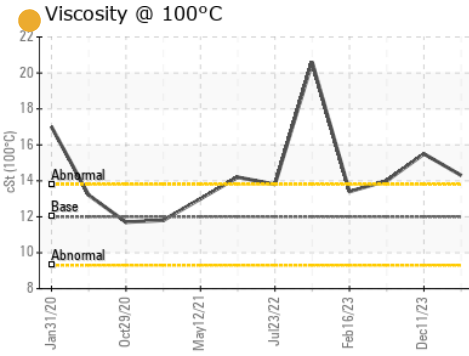
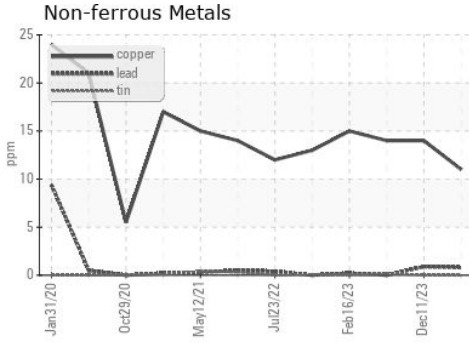
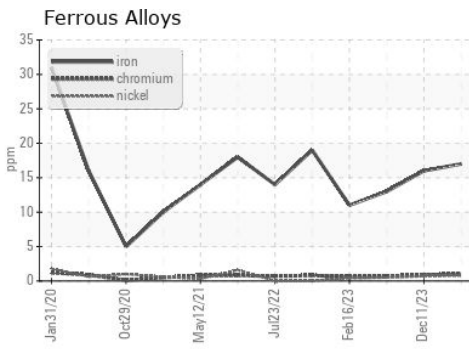
OIL ANALYSIS REPORT



VISUAL	method	limit/base	current	history1	history2
White Metal	scalar	*Visual	NONE	NONE	NONE
Yellow Metal	scalar	*Visual	NONE	NONE	NONE
Precipitate	scalar	*Visual	NONE	NONE	NONE
Silt	scalar	*Visual	NONE	NONE	NONE
Debris	scalar	*Visual	NONE	NONE	NONE
Sand/Dirt	scalar	*Visual	NONE	NONE	NONE
Appearance	scalar	*Visual	NORML	NORML	NORML
Odor	scalar	*Visual	NORML	NORML	NORML
Emulsified Water	scalar	*Visual	>0.2	NEG	NEG
Free Water	scalar	*Visual		NEG	NEG

FLUID PROPERTIES	method	limit/base	current	history1	history2	
Visc @ 100°C	cSt	ASTM D445	12.00	● 14.3	● 15.5	● 14.0

GRAPHS



Laboratory : WearCheck USA - 501 Madison Ave., Cary, NC 27513
Sample No. : PCA0112697
Lab Number : 06215328
Unique Number : 11088192
Test Package : FLEET

Received : 20 Jun 2024
Tested : 21 Jun 2024
Diagnosed : 21 Jun 2024 - Sean Felton

ICSB370 - Alton
 4525 North Alby Road
 Godfrey, IL
 US 62035
 Contact: Chad Ingold
 c.ingold@illinois-central.com
 T: (618)466-5400
 F:

To discuss this sample report, contact Customer Service at 1-800-237-1369.
 * - Denotes test methods that are outside of the ISO 17025 scope of accreditation.
 Statements of conformity to specifications are based on the simple acceptance decision rule (JCGM 106:2012)