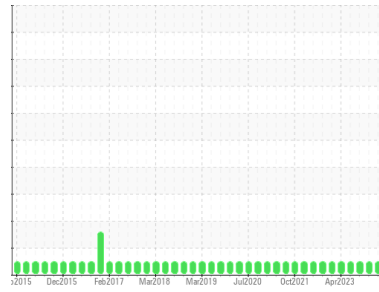




OIL ANALYSIS REPORT

Area
(YA115780)
 Machine Id
10374C
 Component
Natural Gas Engine
 Fluid
CHEVRON DELO 400 NG (30 GAL)

Sample Rating Trend



NORMAL



DIAGNOSIS

Recommendation

Resample at the next service interval to monitor.

Wear

All component wear rates are normal.

Contamination

There is no indication of any contamination in the oil.

Fluid Condition

The BN result indicates that there is suitable alkalinity remaining in the oil. The condition of the oil is suitable for further service.

SAMPLE INFORMATION

	method	limit/base	current	history1	history2
Sample Number	Client Info		GFL0123397	GFL0123432	GFL0082450
Sample Date	Client Info		18 Jun 2024	30 May 2024	28 Aug 2023
Machine Age	hrs	Client Info	98061	14835	13590
Oil Age	hrs	Client Info	98061	150	445
Oil Changed	Client Info		N/A	N/A	Changed
Sample Status			NORMAL	NORMAL	NORMAL

CONTAMINATION

	method	limit/base	current	history1	history2
Water	WC Method	>0.1	NEG	NEG	NEG

WEAR METALS

	method	limit/base	current	history1	history2
Iron	ppm	ASTM D5185m >50	6	4	14
Chromium	ppm	ASTM D5185m >4	<1	<1	2
Nickel	ppm	ASTM D5185m >2	0	0	<1
Titanium	ppm	ASTM D5185m	<1	<1	<1
Silver	ppm	ASTM D5185m >3	0	0	0
Aluminum	ppm	ASTM D5185m >9	1	<1	2
Lead	ppm	ASTM D5185m >30	1	<1	1
Copper	ppm	ASTM D5185m >35	<1	<1	1
Tin	ppm	ASTM D5185m >4	0	0	1
Vanadium	ppm	ASTM D5185m	<1	<1	0
Cadmium	ppm	ASTM D5185m	0	0	<1

ADDITIVES

	method	limit/base	current	history1	history2
Boron	ppm	ASTM D5185m	35	42	22
Barium	ppm	ASTM D5185m	0	0	44
Molybdenum	ppm	ASTM D5185m	51	49	48
Manganese	ppm	ASTM D5185m	<1	<1	1
Magnesium	ppm	ASTM D5185m	637	604	511
Calcium	ppm	ASTM D5185m	1760	1719	1420
Phosphorus	ppm	ASTM D5185m 800	892	878	703
Zinc	ppm	ASTM D5185m 880	1108	1066	882
Sulfur	ppm	ASTM D5185m	3195	3173	2587

CONTAMINANTS

	method	limit/base	current	history1	history2
Silicon	ppm	ASTM D5185m >+100	4	3	4
Sodium	ppm	ASTM D5185m	6	4	6
Potassium	ppm	ASTM D5185m >20	9	2	4

INFRA-RED

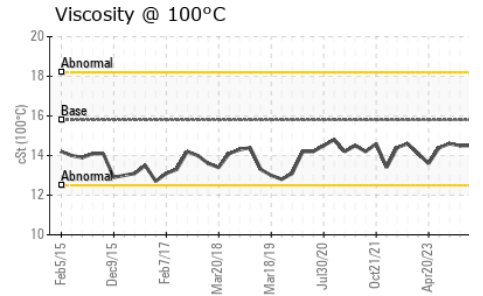
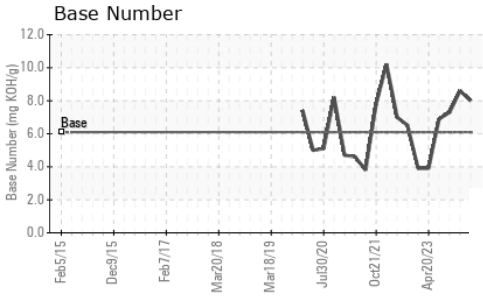
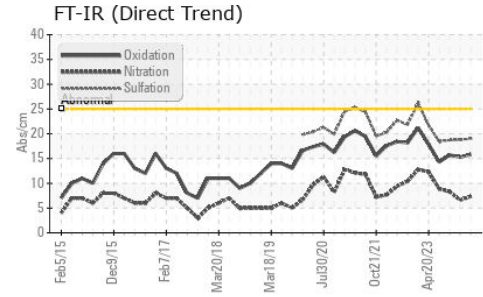
	method	limit/base	current	history1	history2
Soot %	%	*ASTM D7844	0	0	0.1
Nitration	Abs/cm	*ASTM D7624 >20	7.3	6.6	8.3
Sulfation	Abs/.1mm	*ASTM D7415 >30	19.0	18.8	18.7

FLUID DEGRADATION

	method	limit/base	current	history1	history2
Oxidation	Abs/.1mm	*ASTM D7414 >25	15.8	15.3	15.7
Base Number (BN)	mg KOH/g	ASTM D2896 6.1	8.0	8.6	7.3



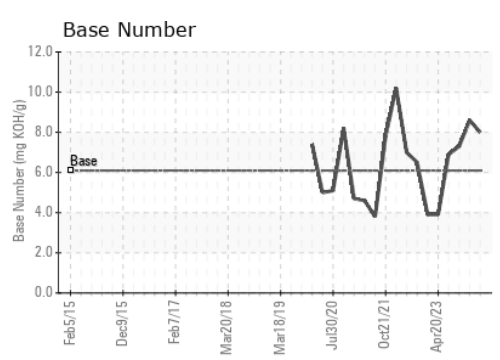
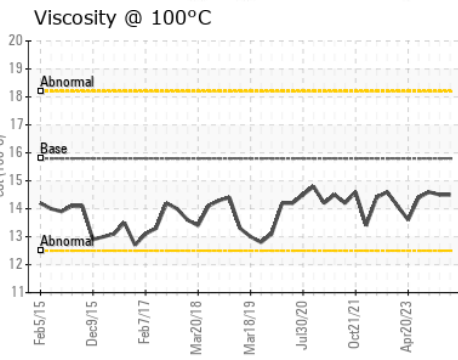
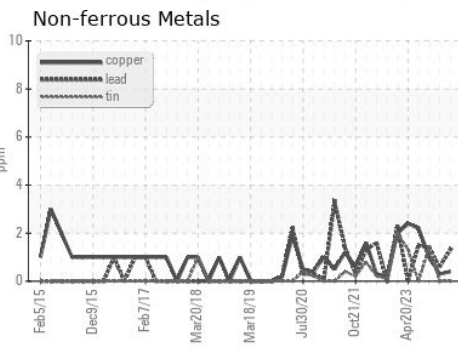
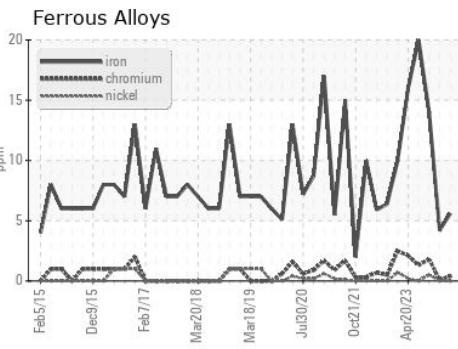
OIL ANALYSIS REPORT



VISUAL	method	limit/base	current	history1	history2
White Metal	scalar	*Visual	NONE	NONE	NONE
Yellow Metal	scalar	*Visual	NONE	NONE	NONE
Precipitate	scalar	*Visual	NONE	NONE	NONE
Silt	scalar	*Visual	NONE	NONE	NONE
Debris	scalar	*Visual	NONE	NONE	NONE
Sand/Dirt	scalar	*Visual	NONE	NONE	NONE
Appearance	scalar	*Visual	NORML	NORML	NORML
Odor	scalar	*Visual	NORML	NORML	NORML
Emulsified Water	scalar	*Visual	>0.1	NEG	NEG
Free Water	scalar	*Visual		NEG	NEG

FLUID PROPERTIES	method	limit/base	current	history1	history2
Visc @ 100°C	cSt	ASTM D445	15.8	14.5	14.6

GRAPHS



Laboratory : WearCheck USA - 501 Madison Ave., Cary, NC 27513
Sample No. : GFL0123397 **Received** : 20 Jun 2024
Lab Number : 06215664 **Tested** : 21 Jun 2024
Unique Number : 11088528 **Diagnosed** : 21 Jun 2024 - Wes Davis
Test Package : FLEET

GFL Environmental - 007 - Brunswick
 2809 Galloway Road
 Bolivia, NC
 US 28422
 Contact: DONALD CRAVEN
 dcraven@gflenv.com

To discuss this sample report, contact Customer Service at 1-800-237-1369.
 * - Denotes test methods that are outside of the ISO 17025 scope of accreditation.
 Statements of conformity to specifications are based on the simple acceptance decision rule (JCGM 106:2012)