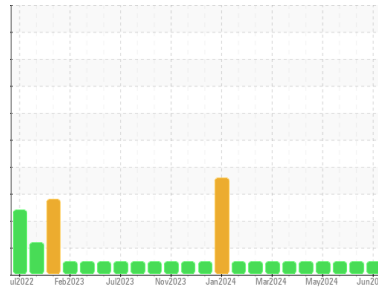




# OIL ANALYSIS REPORT

Sample Rating Trend



**NORMAL**



Machine Id  
**912036**  
 Component  
**Diesel Engine**  
 Fluid  
**PETRO CANADA DURON SHP 15W40 (--- GAL)**

## DIAGNOSIS

### Recommendation

Resample at the next service interval to monitor.

### Wear

All component wear rates are normal.

### Contamination

There is no indication of any contamination in the oil.

### Fluid Condition

The BN result indicates that there is suitable alkalinity remaining in the oil. The condition of the oil is suitable for further service.

## SAMPLE INFORMATION

	method	limit/base	current	history1	history2
Sample Number	Client Info		<b>GFL0121377</b>	GFL0121363	GFL0121358
Sample Date	Client Info		<b>11 Jun 2024</b>	30 May 2024	22 May 2024
Machine Age	hrs	Client Info	<b>6553</b>	6415	6415
Oil Age	hrs	Client Info	<b>522</b>	0	384
Oil Changed	Client Info		<b>N/A</b>	Not Changd	Not Changd
Sample Status			<b>NORMAL</b>	NORMAL	NORMAL

## CONTAMINATION

	method	limit/base	current	history1	history2
Fuel	WC Method	>3.0	<b>&lt;1.0</b>	2.3	<1.0
Water	WC Method	>0.2	<b>NEG</b>	NEG	NEG
Glycol	WC Method		<b>NEG</b>	NEG	NEG

## WEAR METALS

	method	limit/base	current	history1	history2
Iron	ppm	ASTM D5185m >120	<b>4</b>	7	5
Chromium	ppm	ASTM D5185m >20	<b>&lt;1</b>	<1	0
Nickel	ppm	ASTM D5185m >5	<b>&lt;1</b>	<1	0
Titanium	ppm	ASTM D5185m >2	<b>&lt;1</b>	<1	0
Silver	ppm	ASTM D5185m >2	<b>&lt;1</b>	0	0
Aluminum	ppm	ASTM D5185m >20	<b>3</b>	2	2
Lead	ppm	ASTM D5185m >40	<b>&lt;1</b>	<1	0
Copper	ppm	ASTM D5185m >330	<b>&lt;1</b>	<1	<1
Tin	ppm	ASTM D5185m >15	<b>&lt;1</b>	<1	<1
Vanadium	ppm	ASTM D5185m	<b>&lt;1</b>	<1	0
Cadmium	ppm	ASTM D5185m	<b>&lt;1</b>	<1	0

## ADDITIVES

	method	limit/base	current	history1	history2
Boron	ppm	ASTM D5185m 0	<b>16</b>	4	12
Barium	ppm	ASTM D5185m 0	<b>1</b>	0	0
Molybdenum	ppm	ASTM D5185m 60	<b>68</b>	70	72
Manganese	ppm	ASTM D5185m 0	<b>&lt;1</b>	0	<1
Magnesium	ppm	ASTM D5185m 1010	<b>822</b>	839	866
Calcium	ppm	ASTM D5185m 1070	<b>1102</b>	1010	1086
Phosphorus	ppm	ASTM D5185m 1150	<b>960</b>	946	1005
Zinc	ppm	ASTM D5185m 1270	<b>1144</b>	1166	1192
Sulfur	ppm	ASTM D5185m 2060	<b>2905</b>	2821	3166

## CONTAMINANTS

	method	limit/base	current	history1	history2
Silicon	ppm	ASTM D5185m >25	<b>4</b>	4	4
Sodium	ppm	ASTM D5185m	<b>0</b>	4	6
Potassium	ppm	ASTM D5185m >20	<b>4</b>	3	3

## INFRA-RED

	method	limit/base	current	history1	history2
Soot %	%	*ASTM D7844 >4	<b>0.2</b>	0.3	0.6
Nitration	Abs/cm	*ASTM D7624 >20	<b>5.3</b>	7.9	7.9
Sulfation	Abs/.1mm	*ASTM D7415 >30	<b>17.2</b>	19.4	19.9

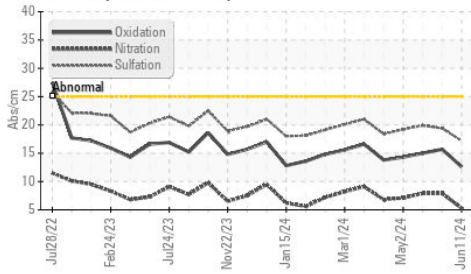
## FLUID DEGRADATION

	method	limit/base	current	history1	history2
Oxidation	Abs/.1mm	*ASTM D7414 >25	<b>12.6</b>	15.7	15.0
Base Number (BN)	mg KOH/g	ASTM D2896 9.8	<b>8.2</b>	6.4	6.9

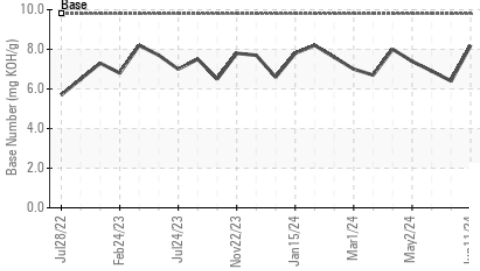


# OIL ANALYSIS REPORT

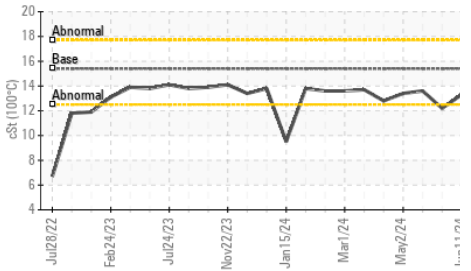
FT-IR (Direct Trend)



Base Number



Viscosity @ 100°C

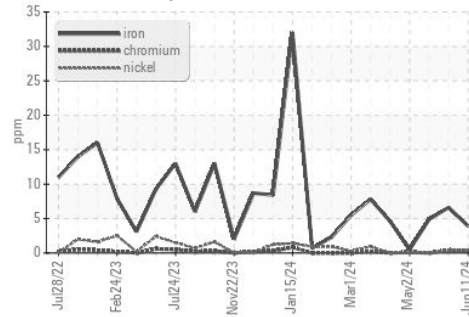


VISUAL	method	limit/base	current	history1	history2
White Metal	scalar	*Visual	NONE	NONE	NONE
Yellow Metal	scalar	*Visual	NONE	NONE	NONE
Precipitate	scalar	*Visual	NONE	NONE	NONE
Silt	scalar	*Visual	NONE	NONE	NONE
Debris	scalar	*Visual	NONE	NONE	NONE
Sand/Dirt	scalar	*Visual	NONE	NONE	NONE
Appearance	scalar	*Visual	NORML	NORML	NORML
Odor	scalar	*Visual	NORML	NORML	NORML
Emulsified Water	scalar	*Visual	>0.2	NEG	NEG
Free Water	scalar	*Visual		NEG	NEG

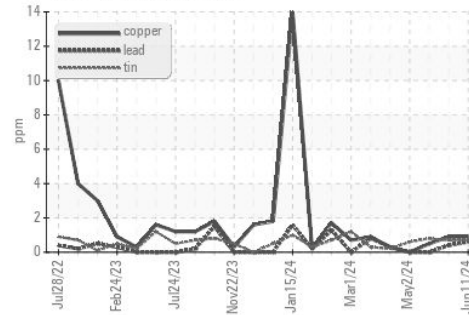
FLUID PROPERTIES	method	limit/base	current	history1	history2
Visc @ 100°C	cSt	ASTM D445	15.4	13.3	12.2

## GRAPHS

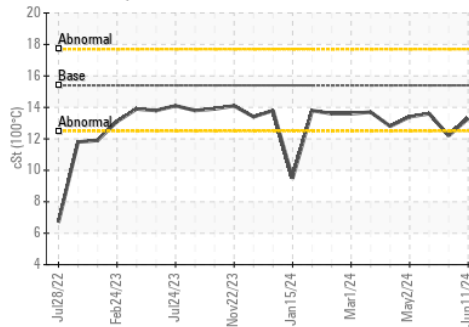
Ferrous Alloys



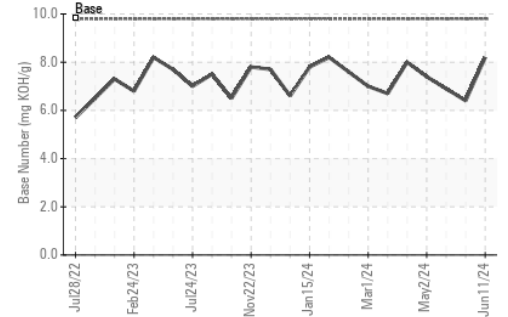
Non-ferrous Metals



Viscosity @ 100°C



Base Number



Certificate L2367

Laboratory : WearCheck USA - 501 Madison Ave., Cary, NC 27513  
 Sample No. : GFL0121377  
 Lab Number : 06217830  
 Unique Number : 11096027  
 Test Package : FLEET

GFL environmental - 867 - Trafford (Blount Hauling)  
 1130 County Line Rd  
 Trafford, AL  
 US 35172

Contact: Jonathan Williams  
 jonathan.williams@gflenv.com

To discuss this sample report, contact Customer Service at 1-800-237-1369.

\* - Denotes test methods that are outside of the ISO 17025 scope of accreditation.

Statements of conformity to specifications are based on the simple acceptance decision rule (JCGM 106:2012)

T:  
F: