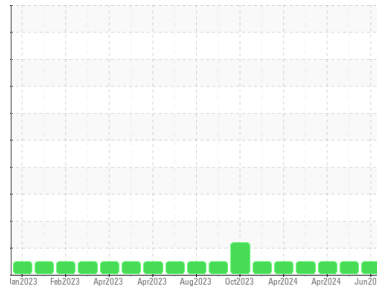




OIL ANALYSIS REPORT

Area
(62A0X0C) TALLASSEE
 Machine Id
927048-162501
 Component
Diesel Engine
 Fluid
PETRO CANADA DURON SHP 15W40 (--- LTR)

Sample Rating Trend



NORMAL



DIAGNOSIS

- Recommendation**
Resample at the next service interval to monitor.
- Wear**
All component wear rates are normal.
- Contamination**
There is no indication of any contamination in the oil.
- Fluid Condition**
The BN result indicates that there is suitable alkalinity remaining in the oil. The condition of the oil is suitable for further service.

SAMPLE INFORMATION

	method	limit/base	current	history1	history2
Sample Number	Client Info		GFL0081923	GFL0080676	GFL0089943
Sample Date	Client Info		20 Jun 2024	20 May 2024	19 Apr 2024
Machine Age	hrs	Client Info	18827	18545	18356
Oil Age	hrs	Client Info	434	152	18356
Oil Changed	Client Info		N/A	Not Changd	Not Changd
Sample Status			NORMAL	NORMAL	NORMAL

CONTAMINATION

	method	limit/base	current	history1	history2
Fuel	WC Method	>3.0	<1.0	<1.0	<1.0
Water	WC Method	>0.2	NEG	NEG	NEG
Glycol	WC Method		NEG	NEG	NEG

WEAR METALS

	method	limit/base	current	history1	history2
Iron	ppm	ASTM D5185m >120	6	6	16
Chromium	ppm	ASTM D5185m >20	<1	0	<1
Nickel	ppm	ASTM D5185m >5	2	0	2
Titanium	ppm	ASTM D5185m >2	<1	0	<1
Silver	ppm	ASTM D5185m >2	<1	0	<1
Aluminum	ppm	ASTM D5185m >20	3	2	4
Lead	ppm	ASTM D5185m >40	<1	1	2
Copper	ppm	ASTM D5185m >330	2	0	2
Tin	ppm	ASTM D5185m >15	<1	<1	1
Vanadium	ppm	ASTM D5185m	<1	0	<1
Cadmium	ppm	ASTM D5185m	<1	0	<1

ADDITIVES

	method	limit/base	current	history1	history2
Boron	ppm	ASTM D5185m 0	16	6	11
Barium	ppm	ASTM D5185m 0	1	0	0
Molybdenum	ppm	ASTM D5185m 60	61	61	66
Manganese	ppm	ASTM D5185m 0	<1	<1	<1
Magnesium	ppm	ASTM D5185m 1010	890	987	959
Calcium	ppm	ASTM D5185m 1070	1066	1058	1114
Phosphorus	ppm	ASTM D5185m 1150	1011	1077	1104
Zinc	ppm	ASTM D5185m 1270	1191	1271	1238
Sulfur	ppm	ASTM D5185m 2060	3071	3650	3078

CONTAMINANTS

	method	limit/base	current	history1	history2
Silicon	ppm	ASTM D5185m >25	5	7	24
Sodium	ppm	ASTM D5185m	<1	1	<1
Potassium	ppm	ASTM D5185m >20	2	<1	3

INFRA-RED

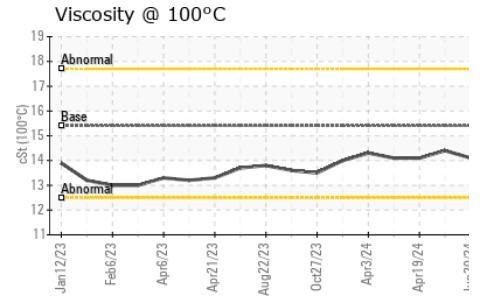
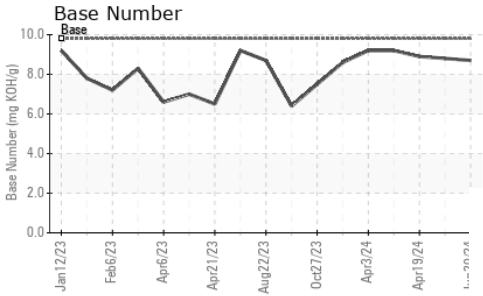
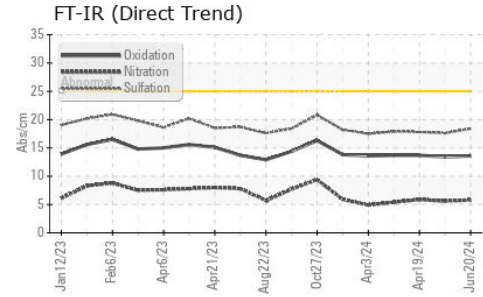
	method	limit/base	current	history1	history2
Soot %	%	*ASTM D7844 >4	0.3	0.3	0.4
Nitration	Abs/cm	*ASTM D7624 >20	5.8	5.6	5.9
Sulfation	Abs/.1mm	*ASTM D7415 >30	18.4	17.6	17.8

FLUID DEGRADATION

	method	limit/base	current	history1	history2
Oxidation	Abs/.1mm	*ASTM D7414 >25	13.6	13.4	13.7
Base Number (BN)	mg KOH/g	ASTM D2896 9.8	8.7	8.8	8.9



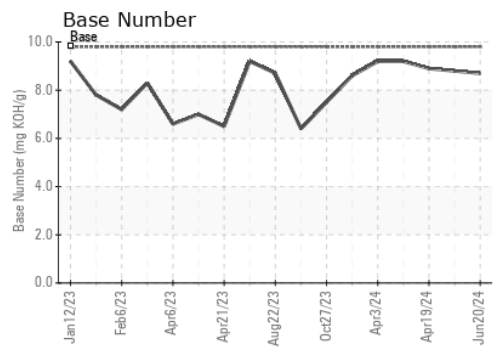
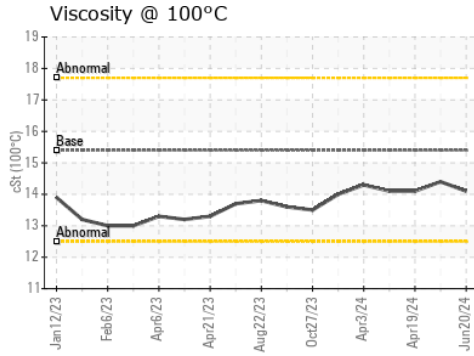
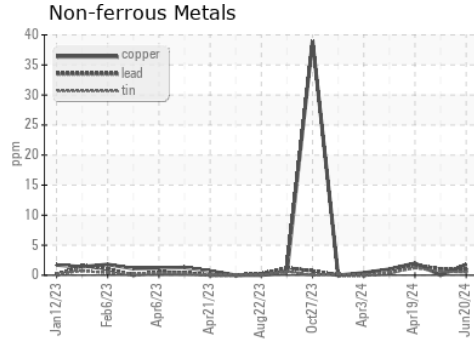
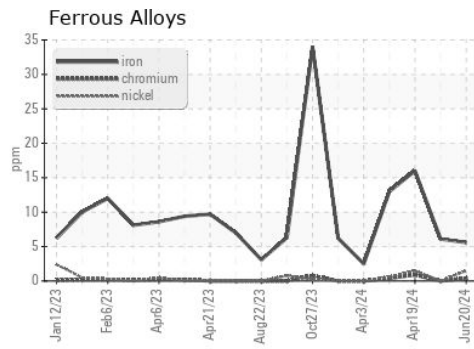
OIL ANALYSIS REPORT



VISUAL	method	limit/base	current	history1	history2
White Metal	scalar	*Visual	NONE	NONE	NONE
Yellow Metal	scalar	*Visual	NONE	NONE	NONE
Precipitate	scalar	*Visual	NONE	NONE	NONE
Silt	scalar	*Visual	NONE	NONE	NONE
Debris	scalar	*Visual	NONE	NONE	NONE
Sand/Dirt	scalar	*Visual	NONE	NONE	NONE
Appearance	scalar	*Visual	NORML	NORML	NORML
Odor	scalar	*Visual	NORML	NORML	NORML
Emulsified Water	scalar	*Visual	>0.2	NEG	NEG
Free Water	scalar	*Visual		NEG	NEG

FLUID PROPERTIES	method	limit/base	current	history1	history2
Visc @ 100°C	cSt	ASTM D445	15.4	14.1	14.4

GRAPHS



Laboratory : WearCheck USA - 501 Madison Ave., Cary, NC 27513
Sample No. : GFL0081923 **Received** : 25 Jun 2024
Lab Number : 06219328 **Tested** : 25 Jun 2024
Unique Number : 11097525 **Diagnosed** : 25 Jun 2024 - Wes Davis
Test Package : FLEET

GFL Environmental - 172 - Montgomery-Alexander City-Tallahassee
 Multiple Sites
 Montgomery, AL
 US 36108
 Contact: RICHARD HATFIELD
 rhatfield@gflenv.com

To discuss this sample report, contact Customer Service at 1-800-237-1369.
 * - Denotes test methods that are outside of the ISO 17025 scope of accreditation.
 Statements of conformity to specifications are based on the simple acceptance decision rule (JCGM 106:2012)