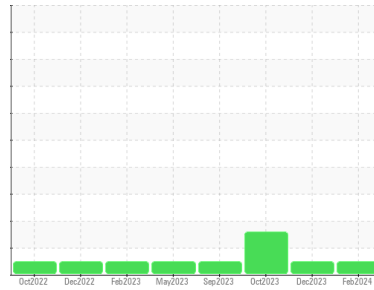


OIL ANALYSIS REPORT

Sample Rating Trend



NORMAL



Machine Id
2126942

Component
2 Differential

Fluid
PETRO CANADA TRAXON SYNTHETIC 75W90 (--- QTS)

DIAGNOSIS

Recommendation

Resample at the next service interval to monitor. Please specify the component make and model with your next sample.

Wear

All component wear rates are normal.

Contamination

There is no indication of any contamination in the oil.

Fluid Condition

The condition of the oil is acceptable for the time in service.

SAMPLE INFORMATION		method	limit/base	current	history1	history2
Sample Number	Client Info			PCA0119523	PCA0115446	PCA0109377
Sample Date	Client Info			24 Feb 2024	23 Dec 2023	15 Oct 2023
Machine Age	mls	Client Info		176613	164773	131082
Oil Age	mls	Client Info		0	0	131082
Oil Changed	Client Info			Not Chngd	Not Chngd	Not Chngd
Sample Status				NORMAL	NORMAL	ABNORMAL

CONTAMINATION		method	limit/base	current	history1	history2
Water	WC Method		>.2	NEG	NEG	NEG

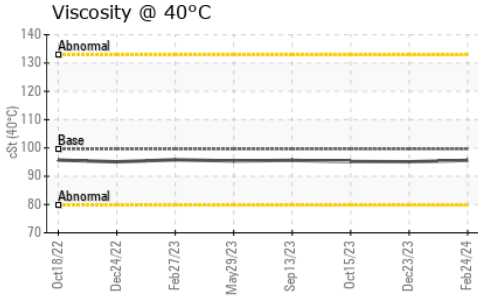
WEAR METALS		method	limit/base	current	history1	history2
Iron	ppm	ASTM D5185m	>500	210	199	195
Chromium	ppm	ASTM D5185m	>10	3	3	3
Nickel	ppm	ASTM D5185m	>10	6	6	7
Titanium	ppm	ASTM D5185m		<1	<1	1
Silver	ppm	ASTM D5185m		0	0	0
Aluminum	ppm	ASTM D5185m	>25	4	4	3
Lead	ppm	ASTM D5185m	>25	0	0	0
Copper	ppm	ASTM D5185m	>100	2	2	3
Tin	ppm	ASTM D5185m	>10	<1	1	1
Vanadium	ppm	ASTM D5185m		0	0	<1
Cadmium	ppm	ASTM D5185m		0	0	<1

ADDITIVES		method	limit/base	current	history1	history2
Boron	ppm	ASTM D5185m	328	123	129	144
Barium	ppm	ASTM D5185m	1	0	0	0
Molybdenum	ppm	ASTM D5185m		0	0	<1
Manganese	ppm	ASTM D5185m		14	14	15
Magnesium	ppm	ASTM D5185m	1	2	0	<1
Calcium	ppm	ASTM D5185m	7	0	1	11
Phosphorus	ppm	ASTM D5185m	1145	1151	1045	994
Zinc	ppm	ASTM D5185m	3	20	0	0
Sulfur	ppm	ASTM D5185m	17909	24840	26649	27305

CONTAMINANTS		method	limit/base	current	history1	history2
Silicon	ppm	ASTM D5185m	>75	70	74	▲ 77
Sodium	ppm	ASTM D5185m		7	7	6
Potassium	ppm	ASTM D5185m	>20	4	<1	4

VISUAL		method	limit/base	current	history1	history2
White Metal	scalar	*Visual	NONE	NONE	NONE	NONE
Yellow Metal	scalar	*Visual	NONE	NONE	NONE	NONE
Precipitate	scalar	*Visual	NONE	NONE	NONE	NONE
Silt	scalar	*Visual	NONE	NONE	NONE	MODER
Debris	scalar	*Visual	NONE	NONE	NONE	NONE
Sand/Dirt	scalar	*Visual	NONE	NONE	NONE	NONE
Appearance	scalar	*Visual	NORML	NORML	NORML	NORML
Odor	scalar	*Visual	NORML	NORML	NORML	NORML
Emulsified Water	scalar	*Visual	>.2	NEG	NEG	NEG
Free Water	scalar	*Visual		NEG	NEG	NEG

OIL ANALYSIS REPORT



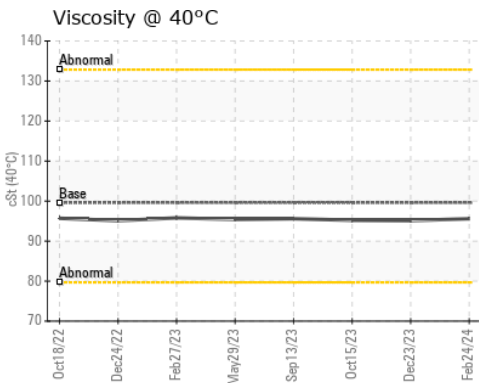
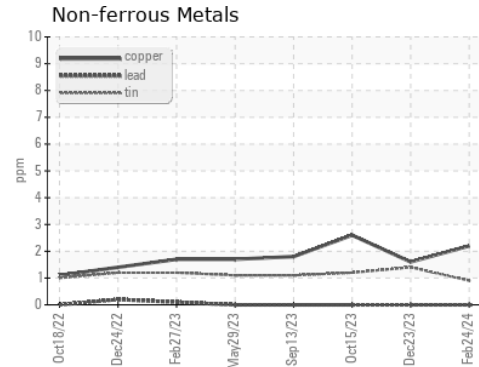
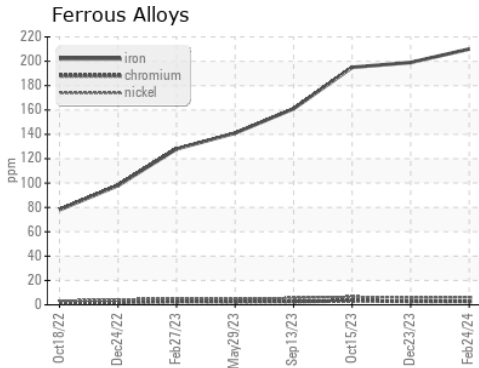
FLUID PROPERTIES

method	limit/base	current	history1	history2
Visc @ 40°C	cSt ASTM D445	99.6	95.1	95.2

SAMPLE IMAGES

method	limit/base	current	history1	history2
Color				
Bottom				

GRAPHS



Certificate L2367

Laboratory : WearCheck USA - 501 Madison Ave., Cary, NC 27513
Sample No. : PCA0119523
Lab Number : 06220124
Unique Number : 11098321
Test Package : FLEET
Received : 25 Jun 2024
Tested : 26 Jun 2024
Diagnosed : 26 Jun 2024 - Wes Davis

PERDUE FARMS - GEORGETOWN
 20621 SAVANAH RD
 GEORGETOWN, DE
 US 19947
 Contact: ROBERT LOCKWOOD
 Robert.Lockwood@Perdue.com

To discuss this sample report, contact Customer Service at 1-800-237-1369.

* - Denotes test methods that are outside of the ISO 17025 scope of accreditation.

Statements of conformity to specifications are based on the simple acceptance decision rule (JCGM 106:2012)

T:
F: