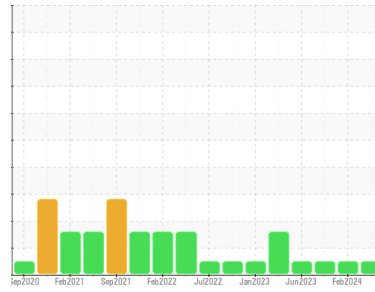


OIL ANALYSIS REPORT

Sample Rating Trend



NORMAL



Machine Id
2026813

Component
Transmission

Fluid
PETRO CANADA SYNGEAR E CD-50 (--- QTS)

DIAGNOSIS

Recommendation

Resample at the next service interval to monitor.

Wear

All component wear rates are normal.

Contamination

There is no indication of any contamination in the fluid.

Fluid Condition

The condition of the fluid is acceptable for the time in service.

SAMPLE INFORMATION		method	limit/base	current	history1	history2
Sample Number	Client Info			PCA0121403	PCA0114759	PCA0112397
Sample Date	Client Info			27 Mar 2024	02 Feb 2024	16 Nov 2023
Machine Age	mls	Client Info		337307	358352	337895
Oil Age	mls	Client Info		337307	0	0
Oil Changed	Client Info			Not Changed	Not Changd	Not Changed
Sample Status				NORMAL	NORMAL	NORMAL

CONTAMINATION		method	limit/base	current	history1	history2
Water	WC Method		>0.1	NEG	NEG	NEG

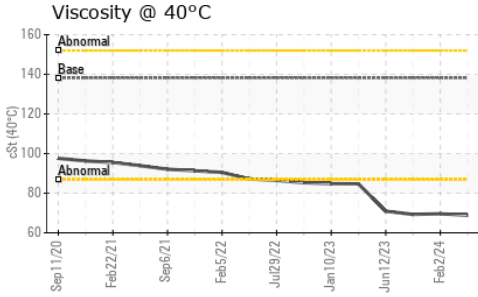
WEAR METALS		method	limit/base	current	history1	history2
Iron	ppm	ASTM D5185m	>200	20	29	32
Chromium	ppm	ASTM D5185m	>10	0	0	<1
Nickel	ppm	ASTM D5185m		0	0	<1
Titanium	ppm	ASTM D5185m		0	0	<1
Silver	ppm	ASTM D5185m		0	0	0
Aluminum	ppm	ASTM D5185m	>50	2	2	2
Lead	ppm	ASTM D5185m	>50	0	0	0
Copper	ppm	ASTM D5185m	>200	73	83	91
Tin	ppm	ASTM D5185m	>10	0	<1	<1
Vanadium	ppm	ASTM D5185m		0	0	<1
Cadmium	ppm	ASTM D5185m		0	0	<1

ADDITIVES		method	limit/base	current	history1	history2
Boron	ppm	ASTM D5185m		2	2	4
Barium	ppm	ASTM D5185m		0	0	0
Molybdenum	ppm	ASTM D5185m		0	<1	1
Manganese	ppm	ASTM D5185m		5	5	6
Magnesium	ppm	ASTM D5185m		<1	0	<1
Calcium	ppm	ASTM D5185m		651	663	705
Phosphorus	ppm	ASTM D5185m		549	544	520
Zinc	ppm	ASTM D5185m		22	10	7
Sulfur	ppm	ASTM D5185m		3797	3455	3735

CONTAMINANTS		method	limit/base	current	history1	history2
Silicon	ppm	ASTM D5185m	>50	30	32	35
Sodium	ppm	ASTM D5185m		2	<1	0
Potassium	ppm	ASTM D5185m	>20	3	<1	3

VISUAL		method	limit/base	current	history1	history2
White Metal	scalar	*Visual	NONE	NONE	NONE	NONE
Yellow Metal	scalar	*Visual	NONE	NONE	NONE	NONE
Precipitate	scalar	*Visual	NONE	NONE	NONE	NONE
Silt	scalar	*Visual	NONE	NONE	NONE	NONE
Debris	scalar	*Visual	NONE	NONE	NONE	NONE
Sand/Dirt	scalar	*Visual	NONE	NONE	NONE	NONE
Appearance	scalar	*Visual	NORML	NORML	NORML	NORML
Odor	scalar	*Visual	NORML	NORML	NORML	NORML
Emulsified Water	scalar	*Visual	>0.1	NEG	NEG	NEG
Free Water	scalar	*Visual		NEG	NEG	NEG

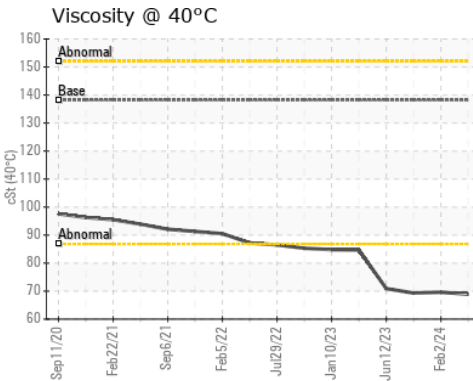
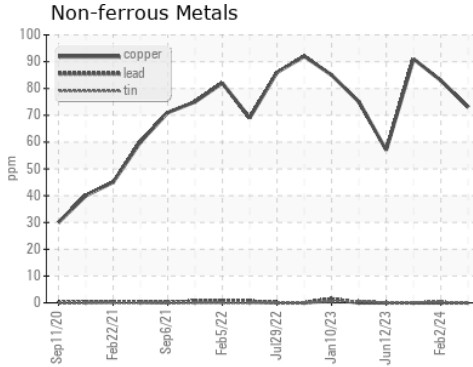
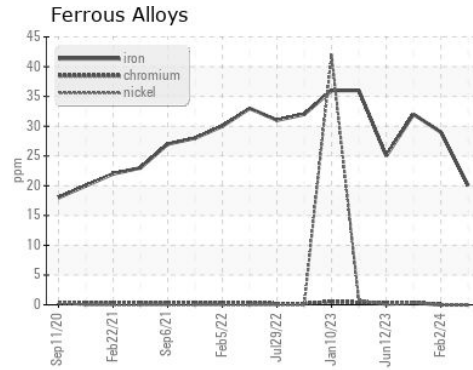
OIL ANALYSIS REPORT



FLUID PROPERTIES	method	limit/base	current	history1	history2	
Visc @ 40°C	cSt	ASTM D445	138.2	68.9	69.6	69.3

SAMPLE IMAGES	method	limit/base	current	history1	history2
Color				no image	no image
Bottom				no image	no image

GRAPHS



Certificate L2367

Laboratory : WearCheck USA - 501 Madison Ave., Cary, NC 27513
Sample No. : PCA0121403
Lab Number : 06220207
Unique Number : 11098404
Test Package : FLEET
Received : 25 Jun 2024
Tested : 26 Jun 2024
Diagnosed : 26 Jun 2024 - Wes Davis

PERDUE FARMS - GEORGETOWN
 20621 SAVANAH RD
 GEORGETOWN, DE
 US 19947
 Contact: ROBERT LOCKWOOD
 Robert.Lockwood@Perdue.com

To discuss this sample report, contact Customer Service at 1-800-237-1369.

* - Denotes test methods that are outside of the ISO 17025 scope of accreditation.

Statements of conformity to specifications are based on the simple acceptance decision rule (JCGM 106:2012)

T:
F: