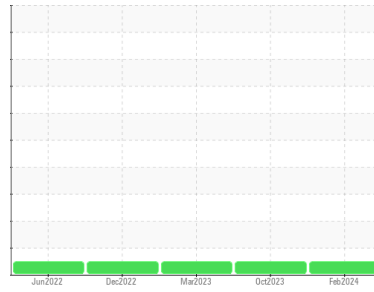


OIL ANALYSIS REPORT

Sample Rating Trend



NORMAL



Machine Id
26611
Component
Transmission

Fluid
PETRO CANADA SYNGEAR E CD-50 (--- QTS)

DIAGNOSIS

Recommendation

Resample at the next service interval to monitor.

Wear

All component wear rates are normal.

Contamination

There is no indication of any contamination in the fluid.

Fluid Condition

The condition of the fluid is acceptable for the time in service.

SAMPLE INFORMATION		method	limit/base	current	history1	history2
Sample Number	Client Info			PCA0119549	PCA0107408	PCA0095193
Sample Date	Client Info			22 Feb 2024	07 Oct 2023	26 Mar 2023
Machine Age	mls	Client Info		594764	575182	556465
Oil Age	mls	Client Info		0	575182	556465
Oil Changed	Client Info			Not Changed	Not Changed	Not Changed
Sample Status				NORMAL	NORMAL	NORMAL

CONTAMINATION		method	limit/base	current	history1	history2
Water	WC Method		>0.1	NEG	NEG	NEG

WEAR METALS		method	limit/base	current	history1	history2
Iron	ppm	ASTM D5185m	>200	34	45	42
Chromium	ppm	ASTM D5185m	>10	0	<1	<1
Nickel	ppm	ASTM D5185m		0	<1	<1
Titanium	ppm	ASTM D5185m		0	<1	0
Silver	ppm	ASTM D5185m		0	0	0
Aluminum	ppm	ASTM D5185m	>50	<1	1	0
Lead	ppm	ASTM D5185m	>50	0	0	0
Copper	ppm	ASTM D5185m	>200	12	16	13
Tin	ppm	ASTM D5185m	>10	0	0	0
Vanadium	ppm	ASTM D5185m		0	<1	0
Cadmium	ppm	ASTM D5185m		0	<1	0

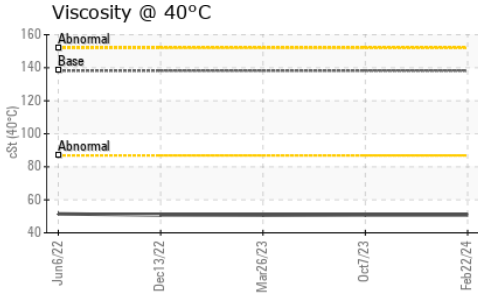
ADDITIVES		method	limit/base	current	history1	history2
Boron	ppm	ASTM D5185m		0	<1	<1
Barium	ppm	ASTM D5185m		0	0	0
Molybdenum	ppm	ASTM D5185m		0	1	1
Manganese	ppm	ASTM D5185m		3	4	4
Magnesium	ppm	ASTM D5185m		2	2	3
Calcium	ppm	ASTM D5185m		715	724	718
Phosphorus	ppm	ASTM D5185m		597	524	570
Zinc	ppm	ASTM D5185m		0	0	3
Sulfur	ppm	ASTM D5185m		4353	4018	3595

CONTAMINANTS		method	limit/base	current	history1	history2
Silicon	ppm	ASTM D5185m	>50	11	15	13
Sodium	ppm	ASTM D5185m		2	0	2
Potassium	ppm	ASTM D5185m	>20	2	1	<1

VISUAL		method	limit/base	current	history1	history2
White Metal	scalar	*Visual	NONE	NONE	NONE	NONE
Yellow Metal	scalar	*Visual	NONE	NONE	NONE	NONE
Precipitate	scalar	*Visual	NONE	NONE	NONE	NONE
Silt	scalar	*Visual	NONE	NONE	NONE	NONE
Debris	scalar	*Visual	NONE	NONE	NONE	NONE
Sand/Dirt	scalar	*Visual	NONE	NONE	NONE	NONE
Appearance	scalar	*Visual	NORML	NORML	NORML	NORML
Odor	scalar	*Visual	NORML	NORML	NORML	NORML
Emulsified Water	scalar	*Visual	>0.1	NEG	NEG	NEG
Free Water	scalar	*Visual		NEG	NEG	NEG



OIL ANALYSIS REPORT



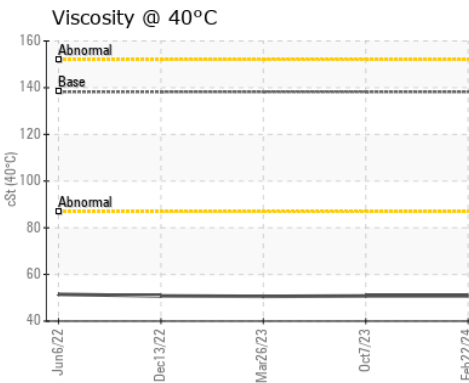
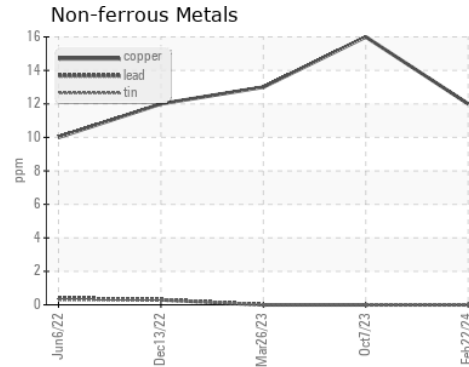
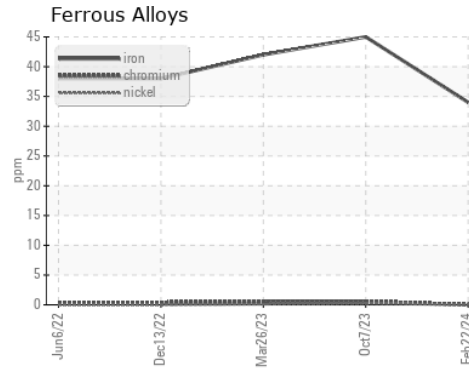
FLUID PROPERTIES

method	limit/base	current	history1	history2	
Visc @ 40°C	cSt ASTM D445	138.2	50.8	50.8	50.6

SAMPLE IMAGES

method	limit/base	current	history1	history2	
Color			no image	no image	no image
Bottom			no image	no image	no image

GRAPHS



Certificate L2367

Laboratory : WearCheck USA - 501 Madison Ave., Cary, NC 27513
Sample No. : PCA0119549
Lab Number : **06220208**
Unique Number : 11098405
Test Package : FLEET
Received : 25 Jun 2024
Tested : 26 Jun 2024
Diagnosed : 27 Jun 2024 - Sean Felton

PERDUE FARMS - GEORGETOWN
 20621 SAVANAH RD
 GEORGETOWN, DE
 US 19947
 Contact: ROBERT LOCKWOOD
 Robert.Lockwood@Perdue.com

To discuss this sample report, contact Customer Service at 1-800-237-1369.

* - Denotes test methods that are outside of the ISO 17025 scope of accreditation.

Statements of conformity to specifications are based on the simple acceptance decision rule (JCGM 106:2012)

T:
F: