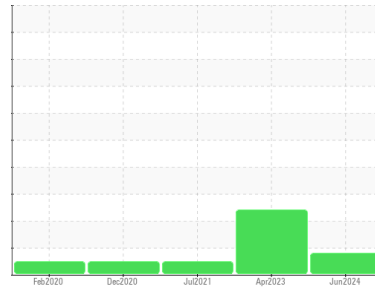


OIL ANALYSIS REPORT

Sample Rating Trend



WEAR



Machine Id
DT671
 Component
Rear Differential
 Fluid
CHEVRON RPM SYNTHETIC GEAR 75W90 (3 mls)

DIAGNOSIS

Recommendation

No corrective action is recommended at this time. Resample at the next service interval to monitor.

Wear

The aluminum level is abnormal. All other component wear rates are normal.

Contamination

There is no indication of any contamination in the oil.

Fluid Condition

The condition of the oil is acceptable for the time in service.

SAMPLE INFORMATION

	method	limit/base	current	history1	history2
Sample Number	Client Info		PCA0089197	PCA0074053	PCA0050577
Sample Date	Client Info		24 Jun 2024	06 Apr 2023	23 Jul 2021
Machine Age	mls	Client Info	193944	151483	0
Oil Age	mls	Client Info	42461	71885	0
Oil Changed		Client Info	Not Chngd	Changed	Changed
Sample Status			ABNORMAL	ABNORMAL	NORMAL

CONTAMINATION

	method	limit/base	current	history1	history2
Water	WC Method	>.2	NEG	NEG	NEG

WEAR METALS

	method	limit/base	current	history1	history2
Iron	ppm	ASTM D5185m >500	96	206	221
Chromium	ppm	ASTM D5185m >10	<1	2	1
Nickel	ppm	ASTM D5185m >10	0	<1	0
Titanium	ppm	ASTM D5185m	<1	<1	<1
Silver	ppm	ASTM D5185m	0	0	0
Aluminum	ppm	ASTM D5185m >25	▲ 70	76	12
Lead	ppm	ASTM D5185m >25	0	0	0
Copper	ppm	ASTM D5185m >100	<1	1	1
Tin	ppm	ASTM D5185m >10	0	<1	0
Antimony	ppm	ASTM D5185m >5	---	---	0
Vanadium	ppm	ASTM D5185m	<1	0	<1
Cadmium	ppm	ASTM D5185m	0	<1	0

ADDITIVES

	method	limit/base	current	history1	history2
Boron	ppm	ASTM D5185m	224	255	218
Barium	ppm	ASTM D5185m	0	0	0
Molybdenum	ppm	ASTM D5185m	<1	6	0
Manganese	ppm	ASTM D5185m	3	14	6
Magnesium	ppm	ASTM D5185m	5	48	3
Calcium	ppm	ASTM D5185m	15	86	11
Phosphorus	ppm	ASTM D5185m	1367	1413	1408
Zinc	ppm	ASTM D5185m	16	84	13
Sulfur	ppm	ASTM D5185m	26962	27191	26235

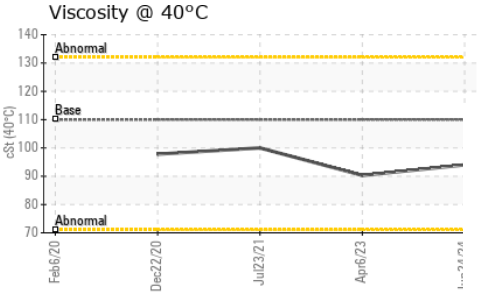
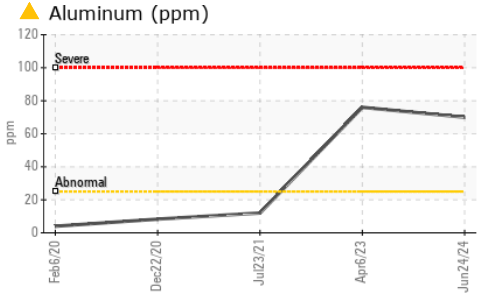
CONTAMINANTS

	method	limit/base	current	history1	history2
Silicon	ppm	ASTM D5185m >75	40	▲ 105	24
Sodium	ppm	ASTM D5185m	3	8	2
Potassium	ppm	ASTM D5185m >20	2	4	9

VISUAL

	method	limit/base	current	history1	history2
White Metal	scalar	*Visual NONE	NONE	NONE	LIGHT
Yellow Metal	scalar	*Visual NONE	NONE	NONE	NONE
Precipitate	scalar	*Visual NONE	NONE	NONE	NONE
Silt	scalar	*Visual NONE	NONE	LIGHT	NONE
Debris	scalar	*Visual NONE	LIGHT	NONE	NONE
Sand/Dirt	scalar	*Visual NONE	NONE	NONE	NONE
Appearance	scalar	*Visual NORML	NORML	NORML	NORML
Odor	scalar	*Visual NORML	NORML	NORML	NORML
Emulsified Water	scalar	*Visual >.2	NEG	NEG	NEG
Free Water	scalar	*Visual	NEG	NEG	NEG

OIL ANALYSIS REPORT

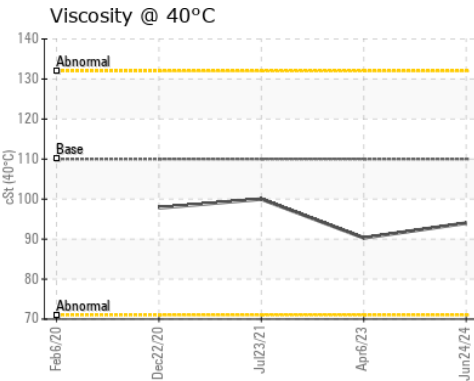
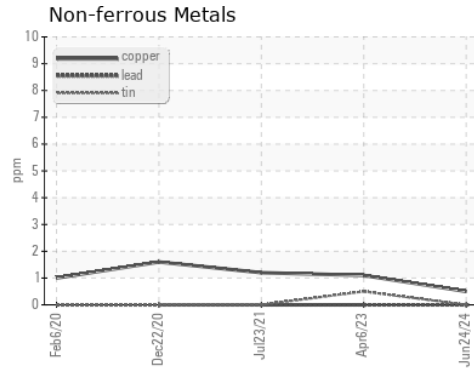
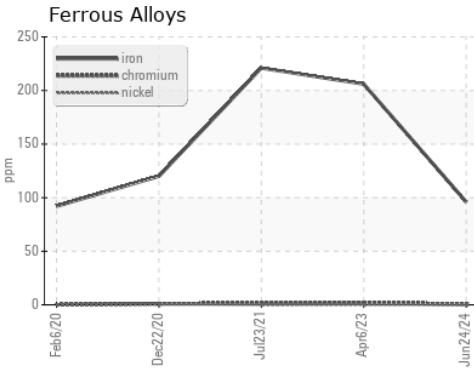


FLUID PROPERTIES	method	limit/base	current	history1	history2	
Visc @ 40°C	cSt	ASTM D445	110	94.0	90.3	100

SAMPLE IMAGES	method	limit/base	current	history1	history2
---------------	--------	------------	---------	----------	----------

Color		no image	no image
Bottom		no image	no image

GRAPHS



Laboratory : WearCheck USA - 501 Madison Ave., Cary, NC 27513
Sample No. : PCA0089197
Lab Number : 06223861
Unique Number : 11102058
Test Package : FLEET

Received : 28 Jun 2024
Tested : 29 Jun 2024
Diagnosed : 30 Jun 2024 - Don Baldrige

NW WHITE & CO - GREER DIVISION
 1060 ROGERS BRIDGE RD
 DUNCAN, SC
 US 29334
 Contact: Matt Quinlan
 mquinlan@nwwhite.com
 T: (864)905-8506
 F:

To discuss this sample report, contact Customer Service at 1-800-237-1369.
 * - Denotes test methods that are outside of the ISO 17025 scope of accreditation.
 Statements of conformity to specifications are based on the simple acceptance decision rule (JCGM 106:2012)