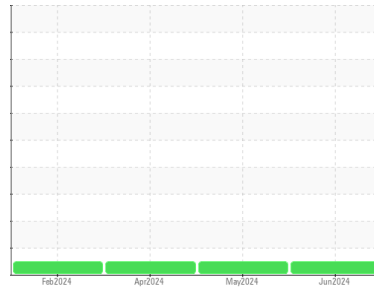




# OIL ANALYSIS REPORT

Area  
**(BD70686) {UNASSIGNED}**  
 Machine Id  
**914053**  
 Component  
**1 Diesel Engine**  
 Fluid  
**PETRO CANADA DURON SHP 15W40 (9 GAL)**

## Sample Rating Trend



**NORMAL**



## DIAGNOSIS

### Recommendation

Resample at the next service interval to monitor.

### Wear

All component wear rates are normal.

### Contamination

There is no indication of any contamination in the oil.

### Fluid Condition

The BN result indicates that there is suitable alkalinity remaining in the oil. The condition of the oil is suitable for further service.

## SAMPLE INFORMATION

|               | method      | limit/base  | current            | history1    | history2    |
|---------------|-------------|-------------|--------------------|-------------|-------------|
| Sample Number | Client Info |             | <b>GFL0124753</b>  | GFL0115010  | GFL0115033  |
| Sample Date   | Client Info |             | <b>20 Jun 2024</b> | 01 May 2024 | 01 Apr 2024 |
| Machine Age   | hrs         | Client Info | <b>1786</b>        | 1329        | 1042        |
| Oil Age       | hrs         | Client Info | <b>457</b>         | 287         | 848         |
| Oil Changed   | Client Info |             | <b>Changed</b>     | Changed     | Changed     |
| Sample Status |             |             | <b>NORMAL</b>      | NORMAL      | NORMAL      |

## CONTAMINATION

|        | method    | limit/base | current        | history1 | history2 |
|--------|-----------|------------|----------------|----------|----------|
| Fuel   | WC Method | >3.0       | <b>&lt;1.0</b> | <1.0     | <1.0     |
| Water  | WC Method | >0.2       | <b>NEG</b>     | NEG      | NEG      |
| Glycol | WC Method |            | <b>NEG</b>     | NEG      | NEG      |

## WEAR METALS

|          | method | limit/base       | current      | history1 | history2 |
|----------|--------|------------------|--------------|----------|----------|
| Iron     | ppm    | ASTM D5185m >120 | <b>11</b>    | 4        | 49       |
| Chromium | ppm    | ASTM D5185m >20  | <b>&lt;1</b> | <1       | 2        |
| Nickel   | ppm    | ASTM D5185m >5   | <b>&lt;1</b> | <1       | 6        |
| Titanium | ppm    | ASTM D5185m >2   | <b>&lt;1</b> | <1       | 0        |
| Silver   | ppm    | ASTM D5185m >2   | <b>&lt;1</b> | 0        | 0        |
| Aluminum | ppm    | ASTM D5185m >20  | <b>&lt;1</b> | 3        | <1       |
| Lead     | ppm    | ASTM D5185m >40  | <b>0</b>     | 0        | 2        |
| Copper   | ppm    | ASTM D5185m >330 | <b>6</b>     | 3        | 98       |
| Tin      | ppm    | ASTM D5185m >15  | <b>&lt;1</b> | <1       | 2        |
| Vanadium | ppm    | ASTM D5185m      | <b>0</b>     | <1       | 0        |
| Cadmium  | ppm    | ASTM D5185m      | <b>0</b>     | 0        | 0        |

## ADDITIVES

|            | method | limit/base       | current      | history1 | history2 |
|------------|--------|------------------|--------------|----------|----------|
| Boron      | ppm    | ASTM D5185m 0    | <b>2</b>     | 1        | 20       |
| Barium     | ppm    | ASTM D5185m 0    | <b>0</b>     | 0        | 0        |
| Molybdenum | ppm    | ASTM D5185m 60   | <b>56</b>    | 76       | 26       |
| Manganese  | ppm    | ASTM D5185m 0    | <b>&lt;1</b> | <1       | 2        |
| Magnesium  | ppm    | ASTM D5185m 1010 | <b>1014</b>  | 1265     | 377      |
| Calcium    | ppm    | ASTM D5185m 1070 | <b>1185</b>  | 1380     | 1901     |
| Phosphorus | ppm    | ASTM D5185m 1150 | <b>1117</b>  | 1497     | 1000     |
| Zinc       | ppm    | ASTM D5185m 1270 | <b>1372</b>  | 1698     | 1225     |
| Sulfur     | ppm    | ASTM D5185m 2060 | <b>3802</b>  | 4647     | 3107     |

## CONTAMINANTS

|           | method | limit/base      | current  | history1 | history2 |
|-----------|--------|-----------------|----------|----------|----------|
| Silicon   | ppm    | ASTM D5185m >25 | <b>4</b> | 4        | 8        |
| Sodium    | ppm    | ASTM D5185m     | <b>2</b> | 2        | 2        |
| Potassium | ppm    | ASTM D5185m >20 | <b>0</b> | 2        | 3        |

## INFRA-RED

|           | method   | limit/base      | current     | history1 | history2 |
|-----------|----------|-----------------|-------------|----------|----------|
| Soot %    | %        | *ASTM D7844 >4  | <b>0.6</b>  | 0.1      | 0.9      |
| Nitration | Abs/cm   | *ASTM D7624 >20 | <b>7.7</b>  | 4.9      | 10.8     |
| Sulfation | Abs/.1mm | *ASTM D7415 >30 | <b>20.1</b> | 17.8     | 25.3     |

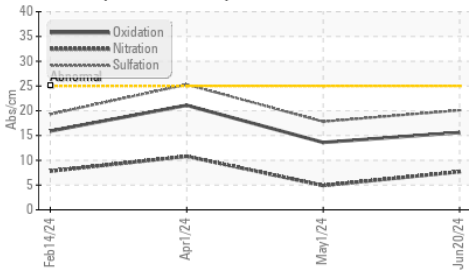
## FLUID DEGRADATION

|                  | method   | limit/base      | current     | history1 | history2 |
|------------------|----------|-----------------|-------------|----------|----------|
| Oxidation        | Abs/.1mm | *ASTM D7414 >25 | <b>15.6</b> | 13.6     | 21.1     |
| Base Number (BN) | mg KOH/g | ASTM D2896 9.8  | <b>7.7</b>  | 8.6      | 5.2      |

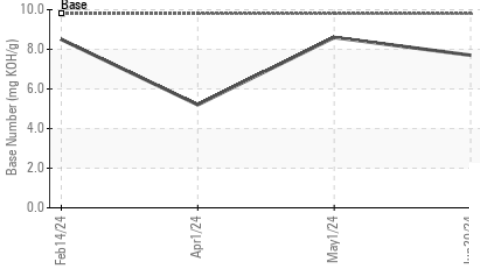


# OIL ANALYSIS REPORT

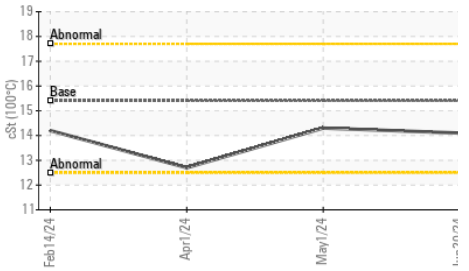
FT-IR (Direct Trend)



Base Number



Viscosity @ 100°C

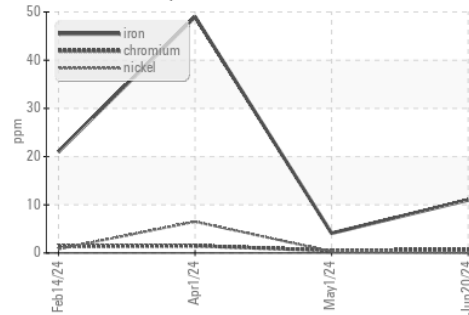


| VISUAL           | method | limit/base | current | history1 | history2 |
|------------------|--------|------------|---------|----------|----------|
| White Metal      | scalar | *Visual    | NONE    | NONE     | NONE     |
| Yellow Metal     | scalar | *Visual    | NONE    | NONE     | NONE     |
| Precipitate      | scalar | *Visual    | NONE    | NONE     | NONE     |
| Silt             | scalar | *Visual    | NONE    | NONE     | NONE     |
| Debris           | scalar | *Visual    | NONE    | NONE     | NONE     |
| Sand/Dirt        | scalar | *Visual    | NONE    | NONE     | NONE     |
| Appearance       | scalar | *Visual    | NORML   | NORML    | NORML    |
| Odor             | scalar | *Visual    | NORML   | NORML    | NORML    |
| Emulsified Water | scalar | *Visual    | >0.2    | NEG      | NEG      |
| Free Water       | scalar | *Visual    |         | NEG      | NEG      |

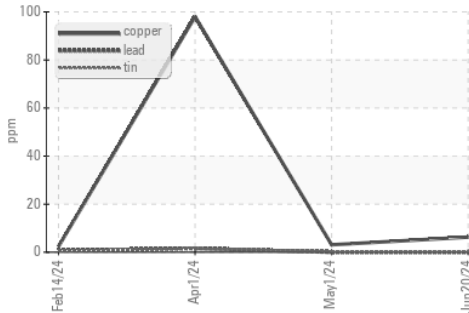
| FLUID PROPERTIES | method | limit/base | current | history1 | history2 |
|------------------|--------|------------|---------|----------|----------|
| Visc @ 100°C     | cSt    | ASTM D445  | 15.4    | 14.1     | 14.3     |

## GRAPHS

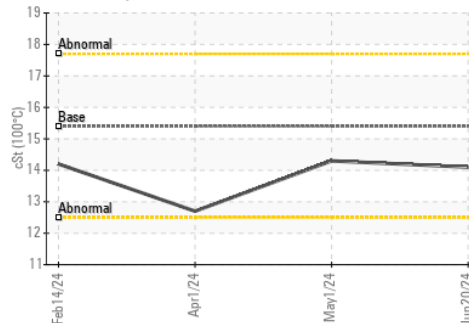
Ferrous Alloys



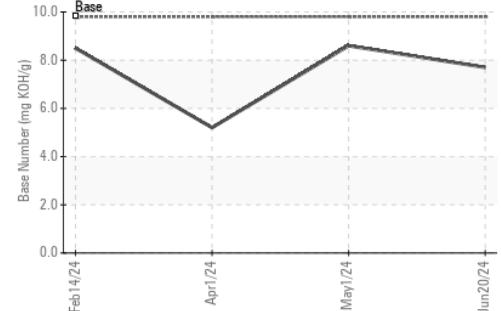
Non-ferrous Metals



Viscosity @ 100°C



Base Number



Certificate L2367

Laboratory : WearCheck USA - 501 Madison Ave., Cary, NC 27513  
 Sample No. : GFL0124753  
 Lab Number : 06224359  
 Unique Number : 11102556  
 Test Package : FLEET

Received : 01 Jul 2024  
 Tested : 02 Jul 2024  
 Diagnosed : 02 Jul 2024 - Jonathan Hester

GFL Environmental - 405 - Arbor Hills  
 7811 Chubb Rd  
 NORTHVILLE, MI  
 US 48168

Contact: Anthony Hopkins  
 ahopkins@gflenv.com

To discuss this sample report, contact Customer Service at 1-800-237-1369.

\* - Denotes test methods that are outside of the ISO 17025 scope of accreditation.

Statements of conformity to specifications are based on the simple acceptance decision rule (JCGM 106:2012)

T:  
F: