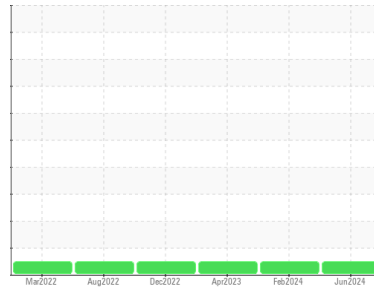


OIL ANALYSIS REPORT

Sample Rating Trend



NORMAL



Machine Id
DT775
 Component
Rear Differential
 Fluid
CHEVRON DELO SYNTHETIC GEAR 75W90 (--- QTS)

DIAGNOSIS

Recommendation

Resample at the next service interval to monitor.

Wear

All component wear rates are normal.

Contamination

There is no indication of any contamination in the oil.

Fluid Condition

The condition of the oil is acceptable for the time in service.

SAMPLE INFORMATION		method	limit/base	current	history1	history2
Sample Number	Client Info			PCA0121959	PCA0116140	PCA0095613
Sample Date	Client Info			25 Jun 2024	15 Feb 2024	27 Apr 2023
Machine Age	mls	Client Info		205080	178744	126946
Oil Age	mls	Client Info		205080	126946	101717
Oil Changed	Client Info			Not Changed	Not Changed	Not Changed
Sample Status				NORMAL	NORMAL	NORMAL

CONTAMINATION		method	limit/base	current	history1	history2
Water	WC Method		>.2	NEG	NEG	NEG

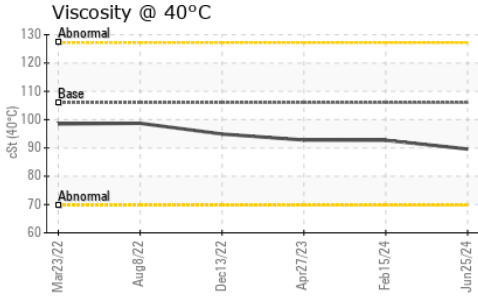
WEAR METALS		method	limit/base	current	history1	history2
Iron	ppm	ASTM D5185m	>500	210	162	85
Chromium	ppm	ASTM D5185m	>10	2	1	<1
Nickel	ppm	ASTM D5185m	>10	<1	0	0
Titanium	ppm	ASTM D5185m		<1	<1	0
Silver	ppm	ASTM D5185m		<1	0	0
Aluminum	ppm	ASTM D5185m	>25	5	3	1
Lead	ppm	ASTM D5185m	>25	0	0	0
Copper	ppm	ASTM D5185m	>100	1	0	<1
Tin	ppm	ASTM D5185m	>10	<1	0	0
Vanadium	ppm	ASTM D5185m		<1	0	0
Cadmium	ppm	ASTM D5185m		<1	0	0

ADDITIVES		method	limit/base	current	history1	history2
Boron	ppm	ASTM D5185m		269	211	251
Barium	ppm	ASTM D5185m		<1	0	0
Molybdenum	ppm	ASTM D5185m		9	4	7
Manganese	ppm	ASTM D5185m		4	3	2
Magnesium	ppm	ASTM D5185m		86	75	72
Calcium	ppm	ASTM D5185m		239	196	197
Phosphorus	ppm	ASTM D5185m		1658	1332	1336
Zinc	ppm	ASTM D5185m		183	145	145
Sulfur	ppm	ASTM D5185m		24852	21669	25870

CONTAMINANTS		method	limit/base	current	history1	history2
Silicon	ppm	ASTM D5185m	>75	34	23	14
Sodium	ppm	ASTM D5185m		2	0	2
Potassium	ppm	ASTM D5185m	>20	3	0	<1

VISUAL		method	limit/base	current	history1	history2
White Metal	scalar	*Visual	NONE	NONE	NONE	NONE
Yellow Metal	scalar	*Visual	NONE	NONE	NONE	NONE
Precipitate	scalar	*Visual	NONE	NONE	NONE	NONE
Silt	scalar	*Visual	NONE	NONE	NONE	NONE
Debris	scalar	*Visual	NONE	NONE	NONE	NONE
Sand/Dirt	scalar	*Visual	NONE	NONE	NONE	NONE
Appearance	scalar	*Visual	NORML	NORML	NORML	NORML
Odor	scalar	*Visual	NORML	NORML	NORML	NORML
Emulsified Water	scalar	*Visual	>.2	NEG	NEG	NEG
Free Water	scalar	*Visual		NEG	NEG	NEG

OIL ANALYSIS REPORT

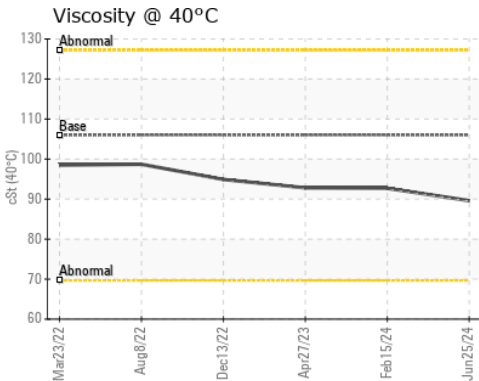
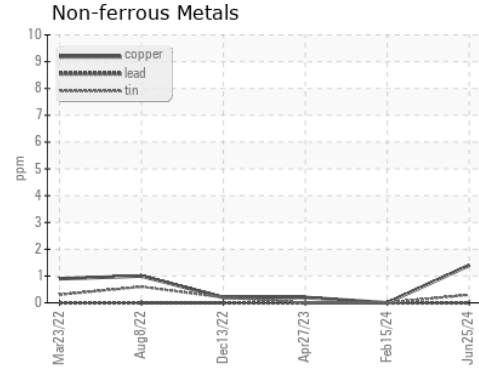
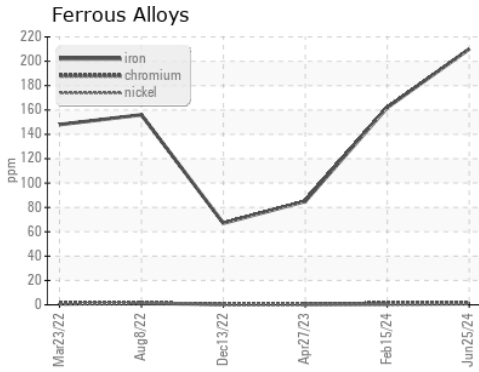


FLUID PROPERTIES	method	limit/base	current	history1	history2	
Visc @ 40°C	cSt	ASTM D445	106	89.6	92.7	92.8

SAMPLE IMAGES	method	limit/base	current	history1	history2
---------------	--------	------------	---------	----------	----------

Color	no image	no image	no image
Bottom	no image	no image	no image

GRAPHS



Certificate L2367

Laboratory : WearCheck USA - 501 Madison Ave., Cary, NC 27513
Sample No. : PCA0121959
Lab Number : **06224858**
Unique Number : 11103055
Test Package : FLEET

Received : 01 Jul 2024
Tested : 02 Jul 2024
Diagnosed : 02 Jul 2024 - Wes Davis

NW WHITE & CO - COLUMBIA DIVISION
 100 INDEPENDENCE BLVD
 COLUMBIA, SC
 US 29210
 Contact: GEORGE EDWARDS
 gedwards@nwwhite.com

To discuss this sample report, contact Customer Service at 1-800-237-1369.

* - Denotes test methods that are outside of the ISO 17025 scope of accreditation.

Statements of conformity to specifications are based on the simple acceptance decision rule (JCGM 106:2012)

T:
F: