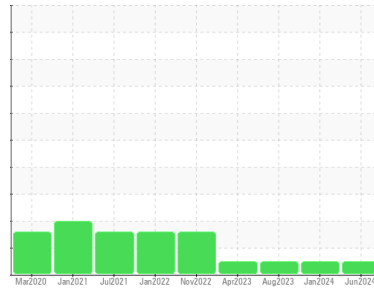


OIL ANALYSIS REPORT

Sample Rating Trend



NORMAL



Machine Id
DT683
 Component
Rear Differential
 Fluid
CHEVRON RPM SYNTHETIC GEAR 75W90 (3 mls)

DIAGNOSIS

Recommendation

Resample at the next service interval to monitor.

Wear

All component wear rates are normal.

Contamination

There is no indication of any contamination in the oil.

Fluid Condition

The condition of the oil is acceptable for the time in service.

SAMPLE INFORMATION		method	limit/base	current	history1	history2
Sample Number	Client Info			PCA0124345	PCA0111618	PCA0101866
Sample Date	Client Info			21 Jun 2024	19 Jan 2024	24 Aug 2023
Machine Age	mls	Client Info		22526	22526	22526
Oil Age	mls	Client Info		22526	22526	22526
Oil Changed	Client Info			N/A	N/A	N/A
Sample Status				NORMAL	NORMAL	NORMAL

CONTAMINATION		method	limit/base	current	history1	history2
Water	WC Method		>.2	NEG	NEG	NEG

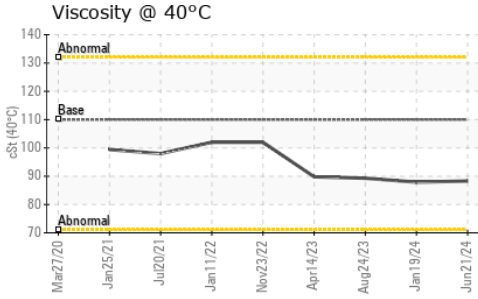
WEAR METALS		method	limit/base	current	history1	history2
Iron	ppm	ASTM D5185m	>500	168	212	182
Chromium	ppm	ASTM D5185m	>10	<1	1	1
Nickel	ppm	ASTM D5185m	>10	7	11	9
Titanium	ppm	ASTM D5185m		0	<1	<1
Silver	ppm	ASTM D5185m		0	0	<1
Aluminum	ppm	ASTM D5185m	>25	3	3	5
Lead	ppm	ASTM D5185m	>25	0	0	0
Copper	ppm	ASTM D5185m	>100	<1	1	1
Tin	ppm	ASTM D5185m	>10	0	0	0
Vanadium	ppm	ASTM D5185m		0	0	0
Cadmium	ppm	ASTM D5185m		0	0	0

ADDITIVES		method	limit/base	current	history1	history2
Boron	ppm	ASTM D5185m		245	189	194
Barium	ppm	ASTM D5185m		0	2	<1
Molybdenum	ppm	ASTM D5185m		13	12	10
Manganese	ppm	ASTM D5185m		1	3	2
Magnesium	ppm	ASTM D5185m		61	56	55
Calcium	ppm	ASTM D5185m		107	126	135
Phosphorus	ppm	ASTM D5185m		1450	1248	1255
Zinc	ppm	ASTM D5185m		115	99	112
Sulfur	ppm	ASTM D5185m		22850	24980	24464

CONTAMINANTS		method	limit/base	current	history1	history2
Silicon	ppm	ASTM D5185m	>75	49	70	66
Sodium	ppm	ASTM D5185m		<1	<1	5
Potassium	ppm	ASTM D5185m	>20	2	3	2

VISUAL		method	limit/base	current	history1	history2
White Metal	scalar	*Visual	NONE	NONE	NONE	NONE
Yellow Metal	scalar	*Visual	NONE	NONE	NONE	NONE
Precipitate	scalar	*Visual	NONE	NONE	NONE	NONE
Silt	scalar	*Visual	NONE	NONE	NONE	NONE
Debris	scalar	*Visual	NONE	NONE	NONE	NONE
Sand/Dirt	scalar	*Visual	NONE	NONE	NONE	NONE
Appearance	scalar	*Visual	NORML	NORML	NORML	NORML
Odor	scalar	*Visual	NORML	NORML	NORML	NORML
Emulsified Water	scalar	*Visual	>.2	NEG	NEG	NEG
Free Water	scalar	*Visual		NEG	NEG	NEG

OIL ANALYSIS REPORT



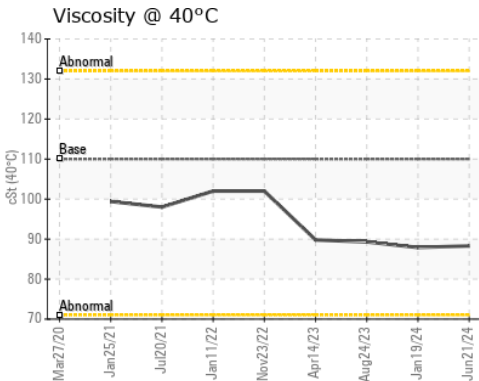
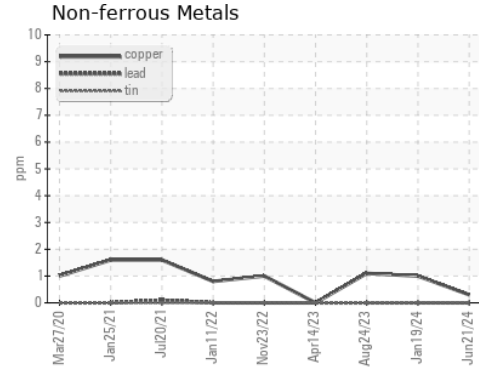
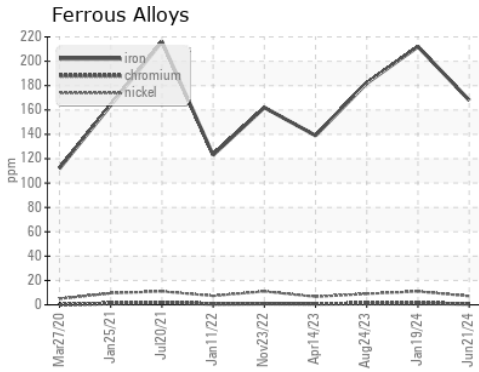
FLUID PROPERTIES

method	limit/base	current	history1	history2
Visc @ 40°C	cSt ASTM D445 110	88.3	87.9	89.3

SAMPLE IMAGES

method	limit/base	current	history1	history2
Color		no image	no image	no image
Bottom		no image	no image	no image

GRAPHS



Certificate L2367

Laboratory : WearCheck USA - 501 Madison Ave., Cary, NC 27513
Sample No. : PCA0124345
Lab Number : 06226594
Unique Number : 11110087
Test Package : FLEET

Received : 02 Jul 2024
Tested : 03 Jul 2024
Diagnosed : 03 Jul 2024 - Wes Davis

NW WHITE & CO - BEAUFORT DIVISION
 1491 YENMASSEE HIGHWAY
 VARNVILLE, SC
 US 29944
 Contact: VINCENT BULLOCK
 bullockvince514@gmail.com

To discuss this sample report, contact Customer Service at 1-800-237-1369.

* - Denotes test methods that are outside of the ISO 17025 scope of accreditation.

Statements of conformity to specifications are based on the simple acceptance decision rule (JCGM 106:2012)

T:
F: