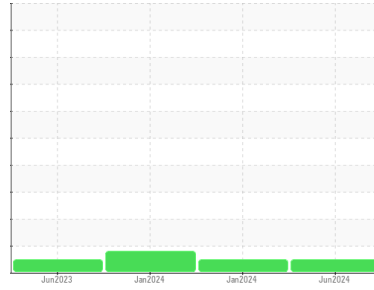




OIL ANALYSIS REPORT

Sample Rating Trend



NORMAL



Machine Id
427172 - SW4710
 Component
Transmission (Auto)
 Fluid
NOT GIVEN (--- GAL)

DIAGNOSIS

Recommendation

Resample at the next service interval to monitor. (Customer Sample Comment: Transmission)

Wear

All component wear rates are normal.

Contamination

There is no indication of any contamination in the fluid.

Fluid Condition

The condition of the fluid is acceptable for the time in service.

SAMPLE INFORMATION		method	limit/base	current	history1	history2
Sample Number	Client Info			GFL0123555	GFL0105511	GFL0105500
Sample Date	Client Info			29 Jun 2024	24 Jan 2024	08 Jan 2024
Machine Age	mls Client Info			359445	344249	342891
Oil Age	mls Client Info			359445	344249	342891
Oil Changed	Client Info			Changed	N/A	N/A
Sample Status				NORMAL	NORMAL	ABNORMAL

CONTAMINATION		method	limit/base	current	history1	history2
Water	WC Method		>0.1	NEG	NEG	NEG

WEAR METALS		method	limit/base	current	history1	history2
Iron	ppm	ASTM D5185m	>160	26	28	60
Chromium	ppm	ASTM D5185m	>5	0	<1	0
Nickel	ppm	ASTM D5185m	>5	<1	0	0
Titanium	ppm	ASTM D5185m		0	0	0
Silver	ppm	ASTM D5185m	>5	0	0	0
Aluminum	ppm	ASTM D5185m	>50	2	4	10
Lead	ppm	ASTM D5185m	>50	6	6	17
Copper	ppm	ASTM D5185m	>225	128	39	59
Tin	ppm	ASTM D5185m	>10	0	0	<1
Vanadium	ppm	ASTM D5185m		0	0	0
Cadmium	ppm	ASTM D5185m		0	0	0

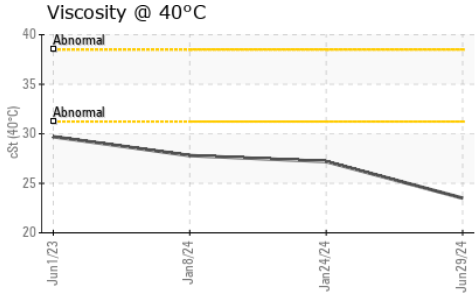
ADDITIVES		method	limit/base	current	history1	history2
Boron	ppm	ASTM D5185m		47	12	19
Barium	ppm	ASTM D5185m		0	0	0
Molybdenum	ppm	ASTM D5185m		0	0	0
Manganese	ppm	ASTM D5185m		<1	0	<1
Magnesium	ppm	ASTM D5185m		4	2	0
Calcium	ppm	ASTM D5185m		464	257	263
Phosphorus	ppm	ASTM D5185m		489	371	441
Zinc	ppm	ASTM D5185m		23	3	21
Sulfur	ppm	ASTM D5185m		1472	772	848

CONTAMINANTS		method	limit/base	current	history1	history2
Silicon	ppm	ASTM D5185m	>20	7	8	10
Sodium	ppm	ASTM D5185m		4	<1	4
Potassium	ppm	ASTM D5185m	>20	1	2	1

VISUAL		method	limit/base	current	history1	history2
White Metal	scalar	*Visual	NONE	NONE	NONE	NONE
Yellow Metal	scalar	*Visual	NONE	NONE	NONE	NONE
Precipitate	scalar	*Visual	NONE	NONE	NONE	NONE
Silt	scalar	*Visual	NONE	NONE	NONE	▲ MODER
Debris	scalar	*Visual	NONE	NONE	NONE	NONE
Sand/Dirt	scalar	*Visual	NONE	NONE	NONE	NONE
Appearance	scalar	*Visual	NORML	NORML	NORML	NORML
Odor	scalar	*Visual	NORML	NORML	NORML	NORML
Emulsified Water	scalar	*Visual	>0.1	NEG	NEG	NEG
Free Water	scalar	*Visual		NEG	NEG	NEG



OIL ANALYSIS REPORT

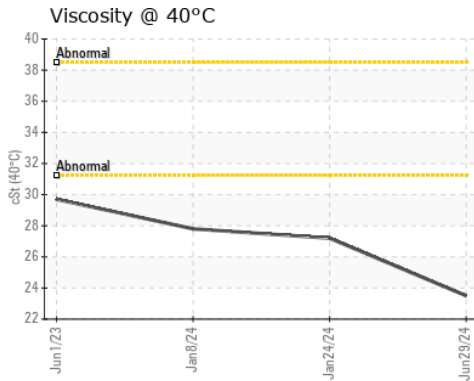
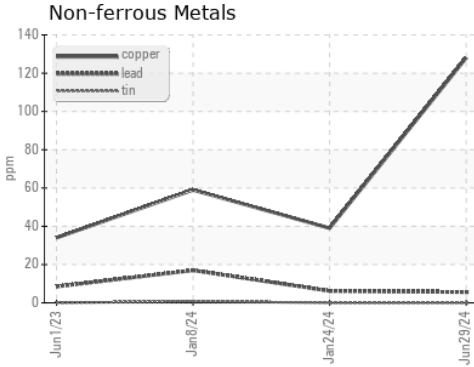
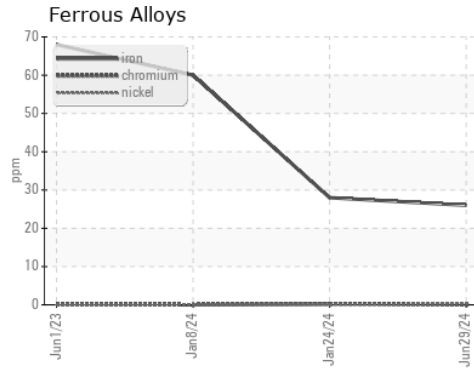


FLUID PROPERTIES	method	limit/base	current	history1	history2
Visc @ 40°C	cSt	ASTM D445	23.5	27.2	27.8

SAMPLE IMAGES	method	limit/base	current	history1	history2
---------------	--------	------------	---------	----------	----------

Color		no image	no image	no image
Bottom		no image	no image	no image

GRAPHS



Laboratory : WearCheck USA - 501 Madison Ave., Cary, NC 27513
Sample No. : GFL0123555
Lab Number : 06229019
Unique Number : 11112512
Test Package : FLEET

*To discuss this sample report, contact Customer Service at 1-800-237-1369.
 * - Denotes test methods that are outside of the ISO 17025 scope of accreditation.
 Statements of conformity to specifications are based on the simple acceptance decision rule (JCGM 106:2012)*

GFL Environmental - 983 - Sugar Land Hauling
 16011 West Belfort Street
 Sugar Land, TX
 US 77498
 Contact: TECHNICIAN ACCOUNT
 wcgfldemo@gmail.com