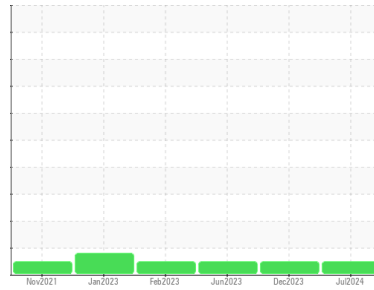


OIL ANALYSIS REPORT

Sample Rating Trend



NORMAL



Machine Id
2026886
 Component
Diesel Engine
 Fluid
PETRO CANADA DURON SHP 10W30 (--- QTS)

DIAGNOSIS

Recommendation

Resample at the next service interval to monitor.

Wear

All component wear rates are normal.

Contamination

There is no indication of any contamination in the oil.

Fluid Condition

The BN result indicates that there is suitable alkalinity remaining in the oil. The condition of the oil is suitable for further service.

SAMPLE INFORMATION		method	limit/base	current	history1	history2
Sample Number	Client Info			PCA0120148	PCA0108056	PCA0099027
Sample Date	Client Info			02 Jul 2024	11 Dec 2023	29 Jun 2023
Machine Age	mls	Client Info		0	253203	214231
Oil Age	mls	Client Info		40000	40000	40238
Oil Changed	Client Info			Changed	N/A	Changed
Sample Status				NORMAL	NORMAL	NORMAL

CONTAMINATION		method	limit/base	current	history1	history2
Fuel	WC Method	>5		<1.0	<1.0	<1.0
Water	WC Method	>0.2		NEG	NEG	NEG
Glycol	WC Method			NEG	NEG	NEG

WEAR METALS		method	limit/base	current	history1	history2
Iron	ppm	ASTM D5185m	>100	67	26	27
Chromium	ppm	ASTM D5185m	>20	1	<1	<1
Nickel	ppm	ASTM D5185m	>4	<1	1	4
Titanium	ppm	ASTM D5185m		0	0	0
Silver	ppm	ASTM D5185m	>3	0	<1	0
Aluminum	ppm	ASTM D5185m	>20	6	4	4
Lead	ppm	ASTM D5185m	>40	2	<1	2
Copper	ppm	ASTM D5185m	>330	12	9	15
Tin	ppm	ASTM D5185m	>15	2	<1	1
Vanadium	ppm	ASTM D5185m		0	0	0
Cadmium	ppm	ASTM D5185m		0	0	0

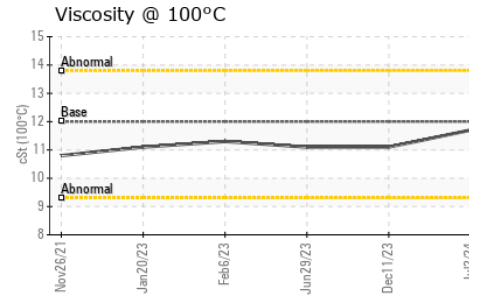
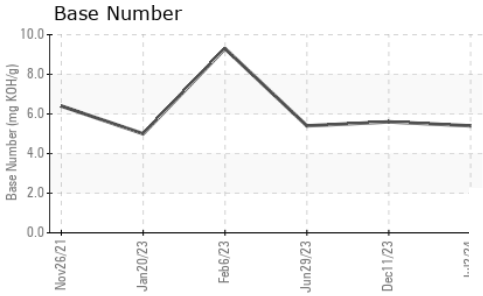
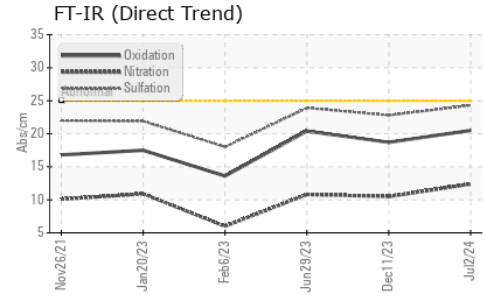
ADDITIVES		method	limit/base	current	history1	history2
Boron	ppm	ASTM D5185m	2	3	<1	0
Barium	ppm	ASTM D5185m	0	0	0	2
Molybdenum	ppm	ASTM D5185m	50	64	59	62
Manganese	ppm	ASTM D5185m	0	<1	1	<1
Magnesium	ppm	ASTM D5185m	950	929	945	825
Calcium	ppm	ASTM D5185m	1050	1148	1106	1165
Phosphorus	ppm	ASTM D5185m	995	1094	1004	885
Zinc	ppm	ASTM D5185m	1180	1345	1288	1144
Sulfur	ppm	ASTM D5185m	2600	2732	3018	2718

CONTAMINANTS		method	limit/base	current	history1	history2
Silicon	ppm	ASTM D5185m	>25	7	4	4
Sodium	ppm	ASTM D5185m		4	4	0
Potassium	ppm	ASTM D5185m	>20	13	3	6

INFRA-RED		method	limit/base	current	history1	history2
Soot %	%	*ASTM D7844	>3	0.5	0.5	0.5
Nitration	Abs/cm	*ASTM D7624	>20	12.4	10.5	10.8
Sulfation	Abs/.1mm	*ASTM D7415	>30	24.3	22.8	23.9

FLUID DEGRADATION		method	limit/base	current	history1	history2
Oxidation	Abs/.1mm	*ASTM D7414	>25	20.5	18.7	20.4
Base Number (BN)	mg KOH/g	ASTM D2896		5.4	5.6	5.4

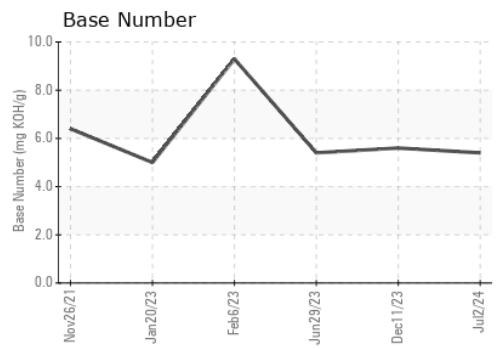
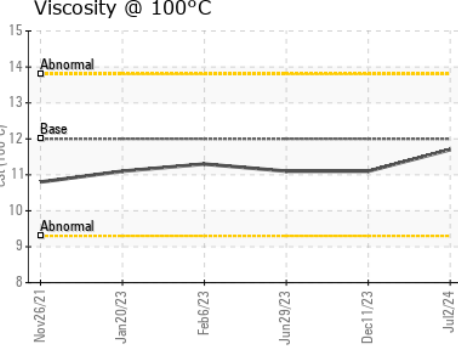
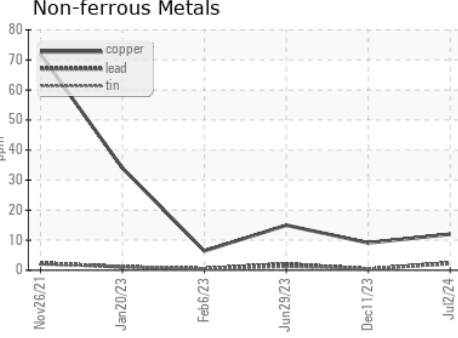
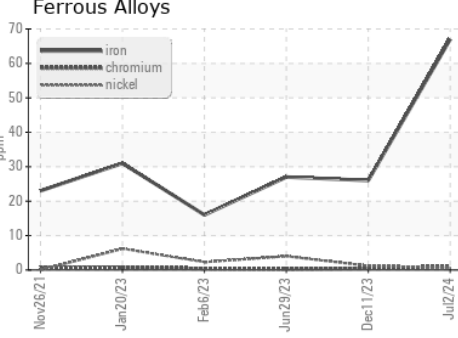
OIL ANALYSIS REPORT



VISUAL	method	limit/base	current	history1	history2
White Metal	scalar	*Visual	NONE	NONE	NONE
Yellow Metal	scalar	*Visual	NONE	NONE	NONE
Precipitate	scalar	*Visual	NONE	NONE	NONE
Silt	scalar	*Visual	NONE	NONE	NONE
Debris	scalar	*Visual	NONE	NONE	NONE
Sand/Dirt	scalar	*Visual	NONE	NONE	NONE
Appearance	scalar	*Visual	NORML	NORML	NORML
Odor	scalar	*Visual	NORML	NORML	NORML
Emulsified Water	scalar	*Visual	>0.2	NEG	NEG
Free Water	scalar	*Visual		NEG	NEG

FLUID PROPERTIES	method	limit/base	current	history1	history2
Visc @ 100°C	cSt	ASTM D445	12.00	11.7	11.1

GRAPHS



Laboratory : WearCheck USA - 501 Madison Ave., Cary, NC 27513
Sample No. : PCA0120148
Lab Number : 06229812
Unique Number : 11113305
Test Package : FLEET

Received : 08 Jul 2024
Tested : 11 Jul 2024
Diagnosed : 11 Jul 2024 - Jonathan Hester

PERDUE FARMS - Lewiston
 210 GRIFFINS QUARTER RD
 LEWISTON, NC
 US 27849
 Contact: NELSON WALLACE
 nelson.wallace2@perdue.com

To discuss this sample report, contact Customer Service at 1-800-237-1369.
 * - Denotes test methods that are outside of the ISO 17025 scope of accreditation.
 Statements of conformity to specifications are based on the simple acceptance decision rule (JCGM 106:2012)