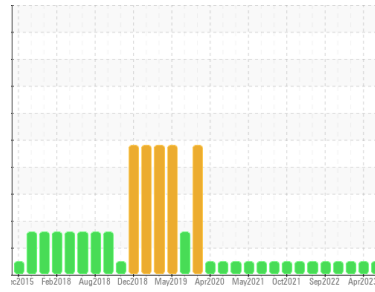


OIL ANALYSIS REPORT



Area
KEMP QUARRIES / RIVER VALLEY BACKBONE
 Machine Id
WL100
 Component
Rear Right Final Drive
 Fluid
MOBIL MOBILTRANS HD 50 (--- GAL)

Sample Rating Trend



NORMAL

✓

DIAGNOSIS

- Recommendation**
 Resample at the next service interval to monitor.
- Wear**
 All component wear rates are normal.
- Contamination**
 There is no indication of any contamination in the oil.
- Fluid Condition**
 The condition of the oil is acceptable for the time in service.

SAMPLE INFORMATION

	method	limit/base	current	history1	history2
Sample Number	Client Info		PCA0034496	PCA0037176	PCA0037131
Sample Date	Client Info		28 Jun 2024	06 Apr 2023	13 Jan 2023
Machine Age	hrs	Client Info	37291	36257	35941
Oil Age	hrs	Client Info	900	945	600
Oil Changed	Client Info		Not Chngd	Not Chngd	Not Chngd
Sample Status			NORMAL	NORMAL	NORMAL

CONTAMINATION

	method	limit/base	current	history1	history2
Water	WC Method	>0.2	NEG	NEG	NEG

WEAR METALS

	method	limit/base	current	history1	history2
Iron	ppm	ASTM D5185m >800	196	151	51
Chromium	ppm	ASTM D5185m >10	<1	0	0
Nickel	ppm	ASTM D5185m >5	0	0	0
Titanium	ppm	ASTM D5185m >15	<1	0	<1
Silver	ppm	ASTM D5185m >2	0	0	0
Aluminum	ppm	ASTM D5185m >75	4	<1	2
Lead	ppm	ASTM D5185m >10	<1	0	0
Copper	ppm	ASTM D5185m >75	4	2	2
Tin	ppm	ASTM D5185m >8	0	0	0
Vanadium	ppm	ASTM D5185m	0	0	0
Cadmium	ppm	ASTM D5185m	0	0	0

ADDITIVES

	method	limit/base	current	history1	history2
Boron	ppm	ASTM D5185m	1	0	<1
Barium	ppm	ASTM D5185m	0	0	0
Molybdenum	ppm	ASTM D5185m	1	2	2
Manganese	ppm	ASTM D5185m	2	1	<1
Magnesium	ppm	ASTM D5185m	31	38	27
Calcium	ppm	ASTM D5185m	3096	3071	3001
Phosphorus	ppm	ASTM D5185m	1019	1008	981
Zinc	ppm	ASTM D5185m	1206	1289	1186
Sulfur	ppm	ASTM D5185m	8929	9417	8499

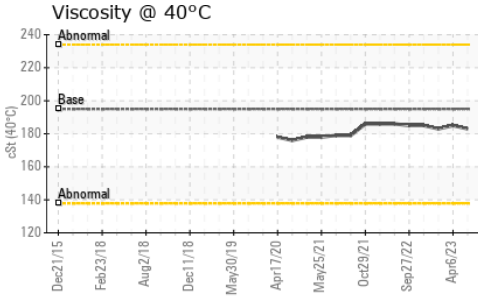
CONTAMINANTS

	method	limit/base	current	history1	history2
Silicon	ppm	ASTM D5185m >400	24	22	14
Sodium	ppm	ASTM D5185m	3	<1	0
Potassium	ppm	ASTM D5185m >20	1	0	2

VISUAL

	method	limit/base	current	history1	history2
White Metal	scalar	*Visual NONE	NONE	NONE	NONE
Yellow Metal	scalar	*Visual NONE	NONE	NONE	NONE
Precipitate	scalar	*Visual NONE	NONE	NONE	NONE
Silt	scalar	*Visual NONE	NONE	NONE	NONE
Debris	scalar	*Visual NONE	NONE	NONE	NONE
Sand/Dirt	scalar	*Visual NONE	NONE	NONE	NONE
Appearance	scalar	*Visual NORML	NORML	NORML	NORML
Odor	scalar	*Visual NORML	NORML	NORML	NORML
Emulsified Water	scalar	*Visual >0.2	NEG	NEG	NEG
Free Water	scalar	*Visual	NEG	NEG	NEG

OIL ANALYSIS REPORT

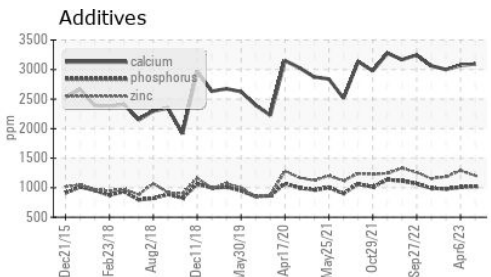
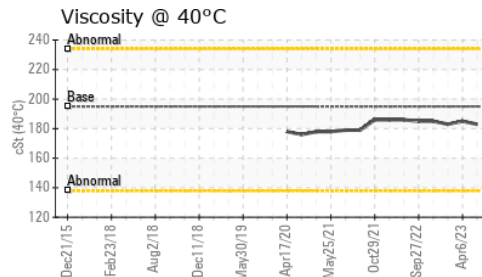
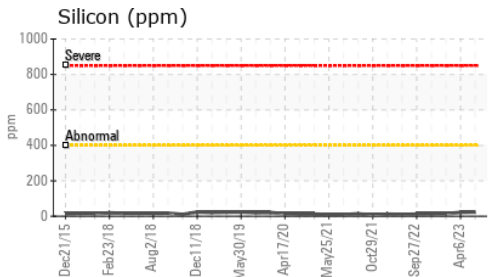
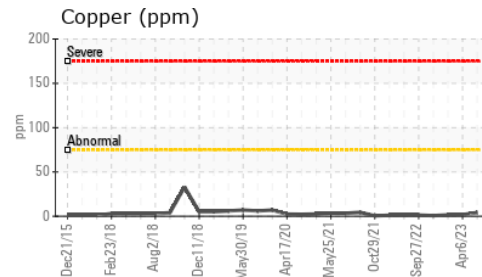
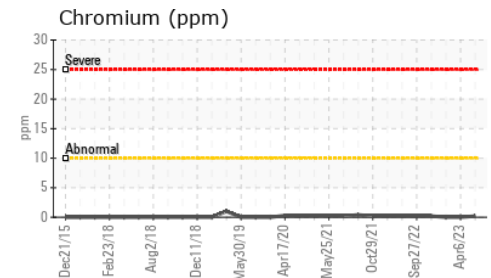
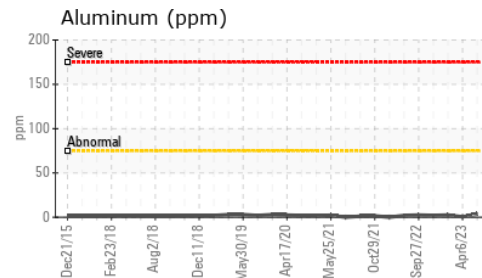
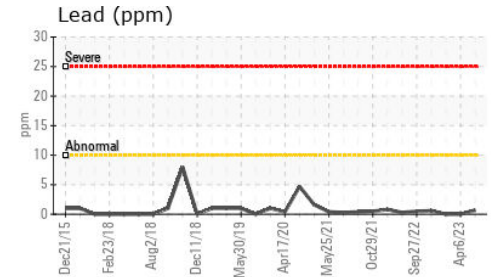
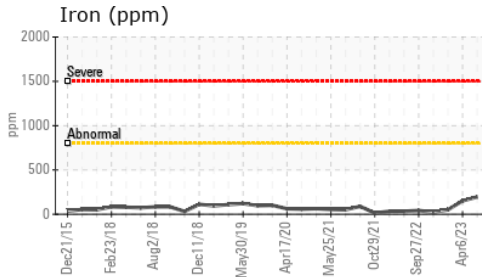


FLUID PROPERTIES		method	limit/base	current	history1	history2
Visc @ 40°C	cSt	ASTM D445	195	183	185	183

SAMPLE IMAGES		method	limit/base	current	history1	history2
---------------	--	--------	------------	---------	----------	----------

Color		no image	no image	no image
Bottom		no image	no image	no image

GRAPHS



Certificate L2367

Laboratory : WearCheck USA - 501 Madison Ave., Cary, NC 27513
Sample No. : PCA0034496
Lab Number : 06230933
Unique Number : 11114426
Test Package : MOB 1

Received : 08 Jul 2024
Tested : 10 Jul 2024
Diagnosed : 10 Jul 2024 - Wes Davis

Kemp Quarries - River Valley - Backbone
 5600 S Hwy 253
 Huntington, AR
 US 72940
 Contact:
 backbone@rivervalleyquarries.com

To discuss this sample report, contact Customer Service at 1-800-237-1369.

* - Denotes test methods that are outside of the ISO 17025 scope of accreditation.

Statements of conformity to specifications are based on the simple acceptance decision rule (JCGM 106:2012)

T:
F: