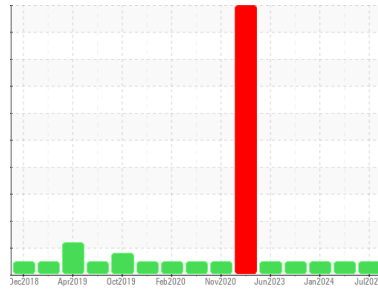




OIL ANALYSIS REPORT

Sample Rating Trend



NORMAL



Area
(14KM2A)
 Machine Id
927082-260335
 Component
Diesel Engine
 Fluid
PETRO CANADA DURON SHP 15W40 (--- GAL)

DIAGNOSIS

Recommendation

Resample at the next service interval to monitor.

Wear

All component wear rates are normal.

Contamination

There is no indication of any contamination in the oil.

Fluid Condition

The BN result indicates that there is suitable alkalinity remaining in the oil. The condition of the oil is suitable for further service.

SAMPLE INFORMATION

	method	limit/base	current	history1	history2
Sample Number	Client Info		GFL0121548	GFL0121546	GFL0108153
Sample Date	Client Info		08 Jul 2024	20 Jun 2024	18 Jan 2024
Machine Age	hrs	Client Info	27384	27344	13405
Oil Age	hrs	Client Info	600	150	0
Oil Changed	Client Info		Changed	Not Changd	Changed
Sample Status			NORMAL	NORMAL	NORMAL

CONTAMINATION

	method	limit/base	current	history1	history2
Fuel	WC Method	>3.0	<1.0	<1.0	<1.0
Water	WC Method	>0.2	NEG	NEG	NEG
Glycol	WC Method		NEG	NEG	NEG

WEAR METALS

	method	limit/base	current	history1	history2
Iron	ppm	ASTM D5185m >75	38	37	11
Chromium	ppm	ASTM D5185m >5	2	2	<1
Nickel	ppm	ASTM D5185m >4	<1	<1	0
Titanium	ppm	ASTM D5185m >2	<1	<1	0
Silver	ppm	ASTM D5185m >2	0	<1	0
Aluminum	ppm	ASTM D5185m >15	11	12	3
Lead	ppm	ASTM D5185m >25	1	1	<1
Copper	ppm	ASTM D5185m >100	63	41	<1
Tin	ppm	ASTM D5185m >4	<1	<1	<1
Vanadium	ppm	ASTM D5185m	<1	<1	0
Cadmium	ppm	ASTM D5185m	<1	<1	0

ADDITIVES

	method	limit/base	current	history1	history2
Boron	ppm	ASTM D5185m 0	1	2	3
Barium	ppm	ASTM D5185m 0	0	1	0
Molybdenum	ppm	ASTM D5185m 60	63	64	56
Manganese	ppm	ASTM D5185m 0	<1	1	<1
Magnesium	ppm	ASTM D5185m 1010	956	969	946
Calcium	ppm	ASTM D5185m 1070	1107	1120	1017
Phosphorus	ppm	ASTM D5185m 1150	1018	1141	959
Zinc	ppm	ASTM D5185m 1270	1236	1300	1142
Sulfur	ppm	ASTM D5185m 2060	2796	3186	2978

CONTAMINANTS

	method	limit/base	current	history1	history2
Silicon	ppm	ASTM D5185m >25	9	9	7
Sodium	ppm	ASTM D5185m	25	28	4
Potassium	ppm	ASTM D5185m >20	4	4	3

INFRA-RED

	method	limit/base	current	history1	history2
Soot %	%	*ASTM D7844 >6	1.4	1.5	0.2
Nitration	Abs/cm	*ASTM D7624 >20	10.7	11.0	5.1
Sulfation	Abs/.1mm	*ASTM D7415 >30	23.1	23.3	18.3

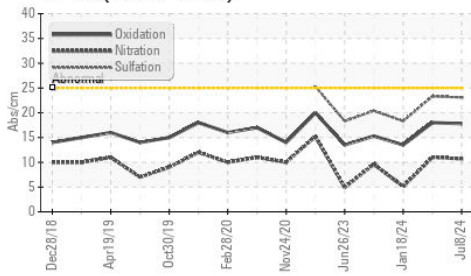
FLUID DEGRADATION

	method	limit/base	current	history1	history2
Oxidation	Abs/.1mm	*ASTM D7414 >25	17.8	18.0	13.5
Base Number (BN)	mg KOH/g	ASTM D2896 9.8	8.1	8.4	9.5

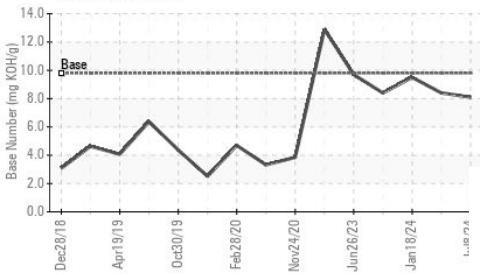


OIL ANALYSIS REPORT

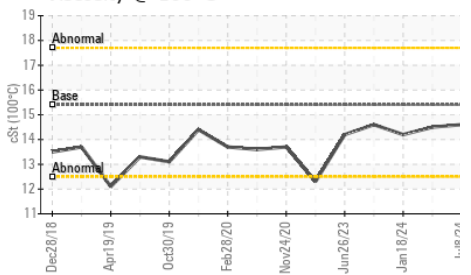
FT-IR (Direct Trend)



Base Number



Viscosity @ 100°C

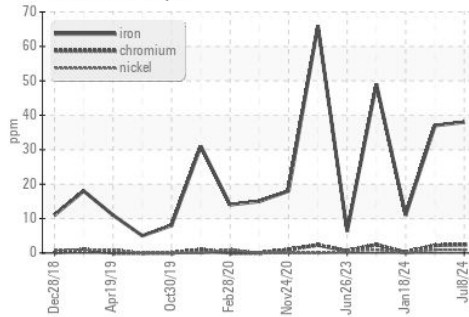


VISUAL	method	limit/base	current	history1	history2
White Metal	scalar	*Visual	NONE	NONE	NONE
Yellow Metal	scalar	*Visual	NONE	NONE	NONE
Precipitate	scalar	*Visual	NONE	NONE	NONE
Silt	scalar	*Visual	NONE	NONE	NONE
Debris	scalar	*Visual	NONE	NONE	NONE
Sand/Dirt	scalar	*Visual	NONE	NONE	NONE
Appearance	scalar	*Visual	NORML	NORML	NORML
Odor	scalar	*Visual	NORML	NORML	NORML
Emulsified Water	scalar	*Visual	>0.2	NEG	NEG
Free Water	scalar	*Visual		NEG	NEG

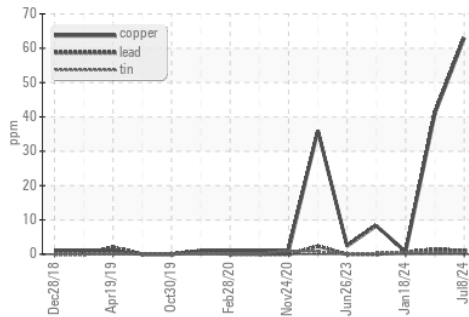
FLUID PROPERTIES	method	limit/base	current	history1	history2	
Visc @ 100°C	cSt	ASTM D445	15.4	14.6	14.5	14.2

GRAPHS

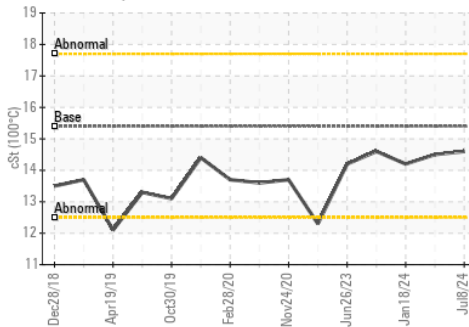
Ferrous Alloys



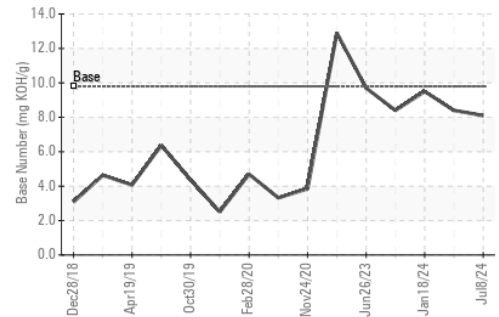
Non-ferrous Metals



Viscosity @ 100°C



Base Number



Certificate L2367

Laboratory : WearCheck USA - 501 Madison Ave., Cary, NC 27513
Sample No. : GFL0121548
Lab Number : **06232013**
Unique Number : 11115506
Test Package : FLEET

GFL Environmental - 821 - Ozarks Hauling
 33924 Olath Drive
 Lebanon, MO
 US 65536

Contact: Landen Johnson
 landen.johnson@gflenv.com
 T: (417)664-0010
 F:

To discuss this sample report, contact Customer Service at 1-800-237-1369.

* - Denotes test methods that are outside of the ISO 17025 scope of accreditation.

Statements of conformity to specifications are based on the simple acceptance decision rule (JCGM 106:2012)