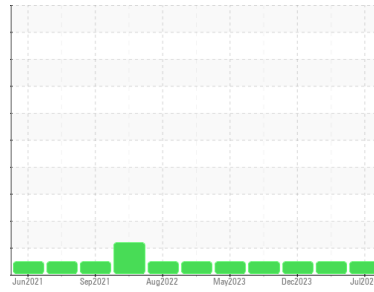




OIL ANALYSIS REPORT

Sample Rating Trend



NORMAL



Machine Id

944019

Component

Natural Gas Engine

Fluid

PETRO CANADA DURON GEO LD 15W40 (--- LTR)

DIAGNOSIS

Recommendation

Resample at the next service interval to monitor.

Wear

All component wear rates are normal.

Contamination

There is no indication of any contamination in the oil.

Fluid Condition

The BN result indicates that there is suitable alkalinity remaining in the oil. The condition of the oil is suitable for further service.

SAMPLE INFORMATION

	method	limit/base	current	history1	history2
Sample Number	Client Info		GFL0119106	GFL0115484	GFL0106965
Sample Date	Client Info		10 Jul 2024	22 Mar 2024	16 Dec 2023
Machine Age	hrs	Client Info	26755	26464	25823
Oil Age	hrs	Client Info	291	641	643
Oil Changed	Client Info		Changed	Changed	Changed
Sample Status			NORMAL	NORMAL	NORMAL

CONTAMINATION

	method	limit/base	current	history1	history2
Water	WC Method	>0.1	NEG	NEG	NEG

WEAR METALS

	method	limit/base	current	history1	history2
Iron	ppm	ASTM D5185m >50	15	20	19
Chromium	ppm	ASTM D5185m >4	<1	0	<1
Nickel	ppm	ASTM D5185m >2	<1	<1	0
Titanium	ppm	ASTM D5185m	<1	0	<1
Silver	ppm	ASTM D5185m >3	0	0	0
Aluminum	ppm	ASTM D5185m >9	6	2	<1
Lead	ppm	ASTM D5185m >30	1	1	1
Copper	ppm	ASTM D5185m >35	2	<1	<1
Tin	ppm	ASTM D5185m >4	<1	<1	0
Vanadium	ppm	ASTM D5185m	<1	0	<1
Cadmium	ppm	ASTM D5185m	0	0	0

ADDITIVES

	method	limit/base	current	history1	history2
Boron	ppm	ASTM D5185m 50	4	4	2
Barium	ppm	ASTM D5185m 5	0	0	0
Molybdenum	ppm	ASTM D5185m 50	58	59	56
Manganese	ppm	ASTM D5185m 0	0	<1	<1
Magnesium	ppm	ASTM D5185m 560	632	886	806
Calcium	ppm	ASTM D5185m 1510	1482	1052	996
Phosphorus	ppm	ASTM D5185m 780	855	1068	876
Zinc	ppm	ASTM D5185m 870	1053	1236	1096
Sulfur	ppm	ASTM D5185m 2040	2437	3434	2707

CONTAMINANTS

	method	limit/base	current	history1	history2
Silicon	ppm	ASTM D5185m >+100	3	3	3
Sodium	ppm	ASTM D5185m	27	18	17
Potassium	ppm	ASTM D5185m >20	23	10	6

INFRA-RED

	method	limit/base	current	history1	history2
Soot %	%	*ASTM D7844	0.4	1.5	1.5
Nitration	Abs/cm	*ASTM D7624 >20	11.5	10.4	9.9
Sulfation	Abs/.1mm	*ASTM D7415 >30	22.8	20.6	20.9

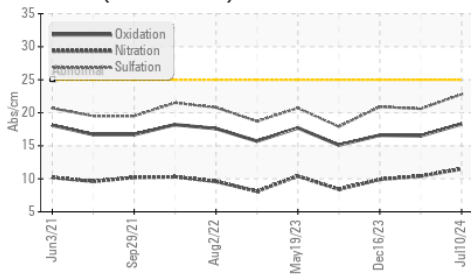
FLUID DEGRADATION

	method	limit/base	current	history1	history2
Oxidation	Abs/.1mm	*ASTM D7414 >25	18.3	16.5	16.6
Base Number (BN)	mg KOH/g	ASTM D2896 10.2	5.3	8.7	7.9

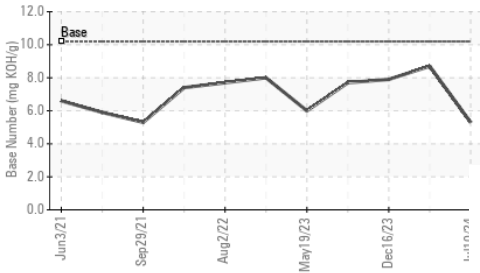


OIL ANALYSIS REPORT

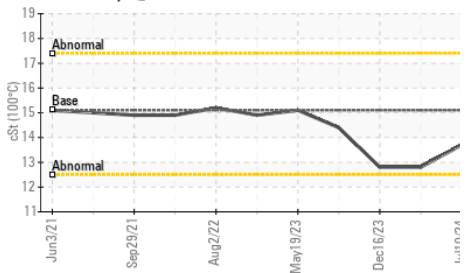
FT-IR (Direct Trend)



Base Number



Viscosity @ 100°C

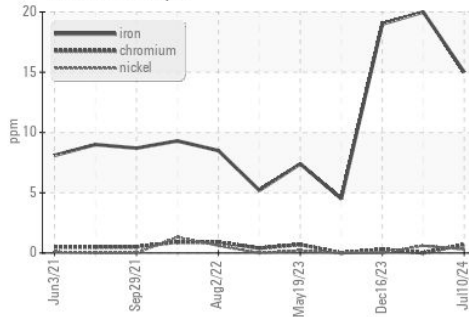


PARAMETER	method	limit/base	current	history1	history2
White Metal	scalar	*Visual	NONE	NONE	NONE
Yellow Metal	scalar	*Visual	NONE	NONE	NONE
Precipitate	scalar	*Visual	NONE	NONE	NONE
Silt	scalar	*Visual	NONE	NONE	NONE
Debris	scalar	*Visual	NONE	NONE	NONE
Sand/Dirt	scalar	*Visual	NONE	NONE	NONE
Appearance	scalar	*Visual	NORML	NORML	NORML
Odor	scalar	*Visual	NORML	NORML	NORML
Emulsified Water	scalar	*Visual	>0.1	NEG	NEG
Free Water	scalar	*Visual		NEG	NEG

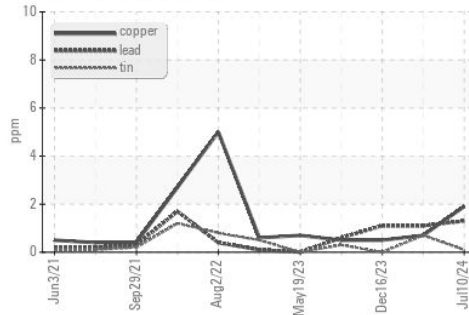
FLUID PROPERTIES	method	limit/base	current	history1	history2
Visc @ 100°C	cSt	ASTM D445	15.1	13.7	12.8

GRAPHS

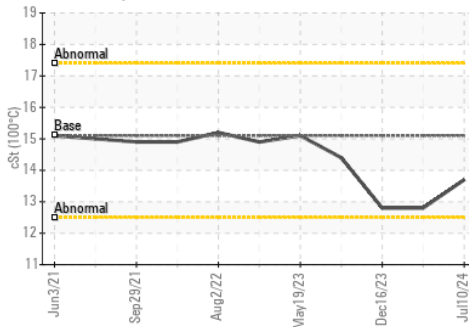
Ferrous Alloys



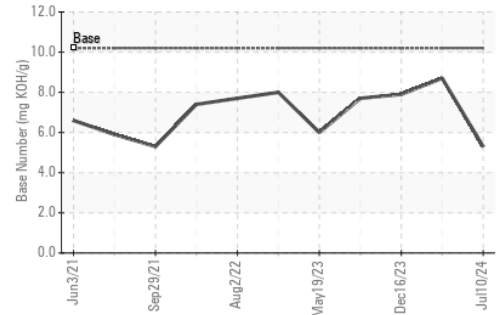
Non-ferrous Metals



Viscosity @ 100°C



Base Number



Certificate L2367

Laboratory : WearCheck USA - 501 Madison Ave., Cary, NC 27513
 Sample No. : GFL0119106
 Lab Number : 06234545
 Unique Number : 11123379
 Test Package : FLEET

Received : 12 Jul 2024
 Tested : 12 Jul 2024
 Diagnosed : 15 Jul 2024 - Don Baldrige

GFL Environmental - 882 - Gainesville
 5002 SW 41st Blvd
 Gainesville, FL
 US 32608
 Contact: ROBERT CLARK
 robert.clark@gflenv.com

To discuss this sample report, contact Customer Service at 1-800-237-1369.

* - Denotes test methods that are outside of the ISO 17025 scope of accreditation.

Statements of conformity to specifications are based on the simple acceptance decision rule (JCGM 106:2012)

T:
F: