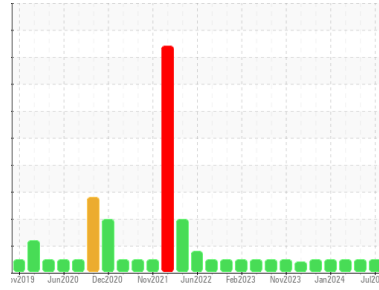




OIL ANALYSIS REPORT

Sample Rating Trend



NORMAL



Area
(19C418)
 Machine Id
829065-101269
 Component
Diesel Engine
 Fluid
PETRO CANADA DURON SHP 15W40 (--- Shots)

DIAGNOSIS

Recommendation

Resample at the next service interval to monitor.

Wear

All component wear rates are normal.

Contamination

There is no indication of any contamination in the oil.

Fluid Condition

The BN result indicates that there is suitable alkalinity remaining in the oil. The condition of the oil is suitable for further service.

SAMPLE INFORMATION

	method	limit/base	current	history1	history2
Sample Number	Client Info		GFL0093494	GFL0109416	GFL0109344
Sample Date	Client Info		10 Jul 2024	01 May 2024	04 Apr 2024
Machine Age	hrs	Client Info	13046	12929	12915
Oil Age	hrs	Client Info	117	230	216
Oil Changed	Client Info		Not Changed	Changed	Not Changed
Sample Status			NORMAL	NORMAL	NORMAL

CONTAMINATION

	method	limit/base	current	history1	history2
Fuel	WC Method	>3.0	<1.0	<1.0	<1.0
Water	WC Method	>0.2	NEG	NEG	NEG
Glycol	WC Method		NEG	NEG	NEG

WEAR METALS

	method	limit/base	current	history1	history2
Iron	ppm	ASTM D5185m >90	4	7	7
Chromium	ppm	ASTM D5185m >20	<1	<1	0
Nickel	ppm	ASTM D5185m >2	<1	3	3
Titanium	ppm	ASTM D5185m >2	7	<1	0
Silver	ppm	ASTM D5185m >2	0	0	0
Aluminum	ppm	ASTM D5185m >20	3	2	2
Lead	ppm	ASTM D5185m >40	0	<1	0
Copper	ppm	ASTM D5185m >330	1	3	2
Tin	ppm	ASTM D5185m >15	0	0	0
Vanadium	ppm	ASTM D5185m	<1	<1	0
Cadmium	ppm	ASTM D5185m	0	0	0

ADDITIVES

	method	limit/base	current	history1	history2
Boron	ppm	ASTM D5185m 0	8	0	1
Barium	ppm	ASTM D5185m 0	0	0	0
Molybdenum	ppm	ASTM D5185m 60	55	63	58
Manganese	ppm	ASTM D5185m 0	0	<1	0
Magnesium	ppm	ASTM D5185m 1010	889	993	1003
Calcium	ppm	ASTM D5185m 1070	1164	1117	1113
Phosphorus	ppm	ASTM D5185m 1150	1038	1107	1114
Zinc	ppm	ASTM D5185m 1270	1205	1249	1302
Sulfur	ppm	ASTM D5185m 2060	2833	3798	4034

CONTAMINANTS

	method	limit/base	current	history1	history2
Silicon	ppm	ASTM D5185m >25	2	2	4
Sodium	ppm	ASTM D5185m	2	6	5
Potassium	ppm	ASTM D5185m >20	2	0	<1

INFRA-RED

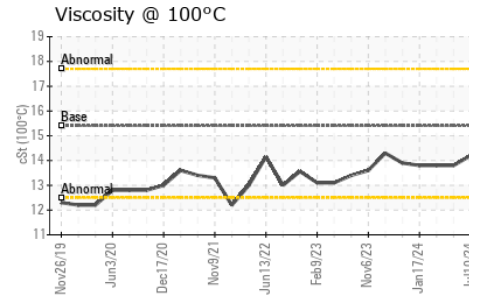
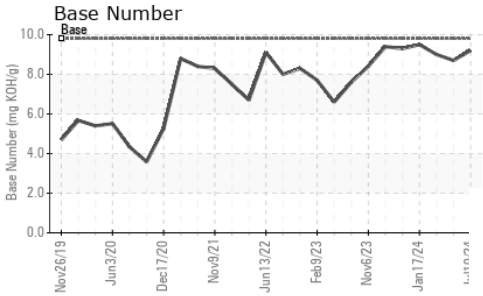
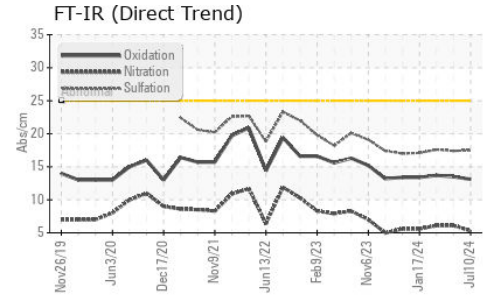
	method	limit/base	current	history1	history2
Soot %	%	*ASTM D7844 >6	0.1	0.2	0.2
Nitration	Abs/cm	*ASTM D7624 >20	5.3	6.1	6.1
Sulfation	Abs/.1mm	*ASTM D7415 >30	17.5	17.4	17.6

FLUID DEGRADATION

	method	limit/base	current	history1	history2
Oxidation	Abs/.1mm	*ASTM D7414 >25	13.1	13.5	13.7
Base Number (BN)	mg KOH/g	ASTM D2896 9.8	9.2	8.7	9.0



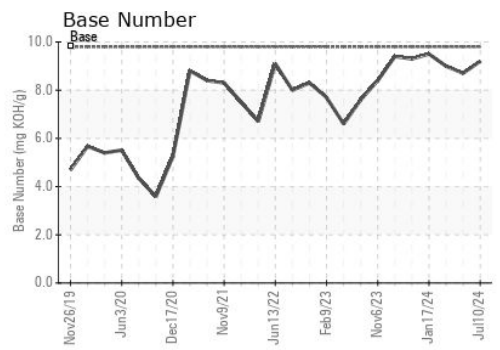
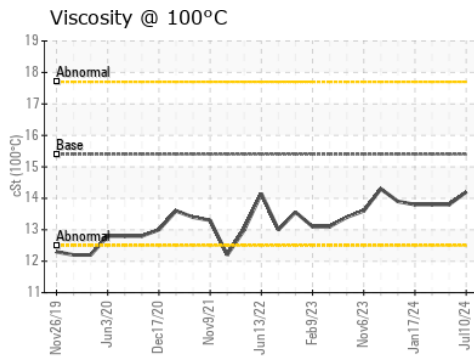
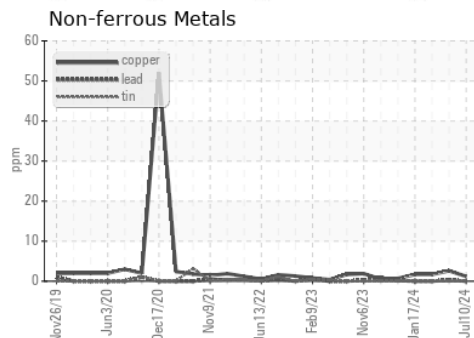
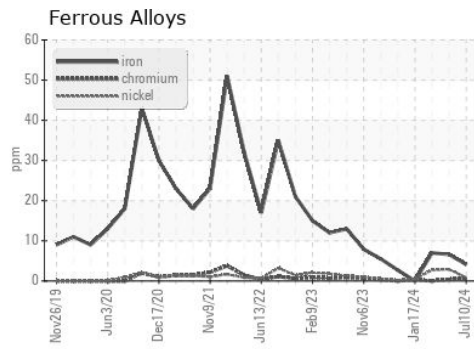
OIL ANALYSIS REPORT



VISUAL	method	limit/base	current	history1	history2
White Metal	scalar	*Visual	NONE	NONE	NONE
Yellow Metal	scalar	*Visual	NONE	NONE	NONE
Precipitate	scalar	*Visual	NONE	NONE	NONE
Silt	scalar	*Visual	NONE	NONE	NONE
Debris	scalar	*Visual	NONE	NONE	LIGHT
Sand/Dirt	scalar	*Visual	NONE	NONE	NONE
Appearance	scalar	*Visual	NORML	NORML	NORML
Odor	scalar	*Visual	NORML	NORML	NORML
Emulsified Water	scalar	*Visual	>0.2	NEG	NEG
Free Water	scalar	*Visual		NEG	NEG

FLUID PROPERTIES	method	limit/base	current	history1	history2
Visc @ 100°C	cSt	ASTM D445	15.4	14.2	13.8

GRAPHS



Laboratory : WearCheck USA - 501 Madison Ave., Cary, NC 27513
Sample No. : GFL0093494
Lab Number : **06234664**
Unique Number : 11123498
Test Package : FLEET

GFL Environmental - 892 - Pauls Valley Hauling
 1910 S CHICKASAW STREET
 Pauls Valley, OK
 US 73075

To discuss this sample report, contact Customer Service at 1-800-237-1369.

* - Denotes test methods that are outside of the ISO 17025 scope of accreditation.

Statements of conformity to specifications are based on the simple acceptance decision rule (JCGM 106:2012)

Contact: Tony Graham
tgraham2@wcamerica.com

T:
F: