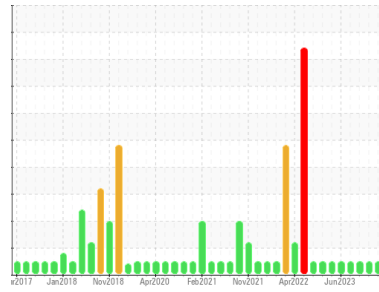




OIL ANALYSIS REPORT

Sample Rating Trend



NORMAL



Area
(YA122792) 020

Machine Id
10579

Component
Diesel Engine

Fluid
PETRO CANADA DURON SHP 15W40 (36 QTS)

DIAGNOSIS

Recommendation

Resample at the next service interval to monitor.

Wear

All component wear rates are normal.

Contamination

There is no indication of any contamination in the oil.

Fluid Condition

The BN result indicates that there is suitable alkalinity remaining in the oil. The condition of the oil is suitable for further service.

SAMPLE INFORMATION		method	limit/base	current	history1	history2
Sample Number	Client Info			GFL0126046	GFL0117867	GFL0103809
Sample Date	Client Info			12 Jul 2024	10 Apr 2024	22 Jan 2024
Machine Age	hrs	Client Info		24723	24238	23730
Oil Age	hrs	Client Info		688	508	688
Oil Changed	Client Info			Changed	Changed	Changed
Sample Status				NORMAL	NORMAL	NORMAL

CONTAMINATION		method	limit/base	current	history1	history2
Fuel	WC Method	>3.0	<1.0	<1.0	<1.0	
Water	WC Method	>0.2	NEG	NEG	NEG	
Glycol	WC Method		NEG	NEG	NEG	

WEAR METALS		method	limit/base	current	history1	history2
Iron	ppm	ASTM D5185m	>75	14	13	12
Chromium	ppm	ASTM D5185m	>5	<1	1	<1
Nickel	ppm	ASTM D5185m	>4	<1	2	<1
Titanium	ppm	ASTM D5185m	>2	0	<1	<1
Silver	ppm	ASTM D5185m	>2	0	<1	0
Aluminum	ppm	ASTM D5185m	>15	4	6	4
Lead	ppm	ASTM D5185m	>25	0	1	<1
Copper	ppm	ASTM D5185m	>100	<1	1	<1
Tin	ppm	ASTM D5185m	>4	0	1	<1
Vanadium	ppm	ASTM D5185m		0	<1	<1
Cadmium	ppm	ASTM D5185m		0	1	0

ADDITIVES		method	limit/base	current	history1	history2
Boron	ppm	ASTM D5185m	0	7	5	6
Barium	ppm	ASTM D5185m	0	0	<1	0
Molybdenum	ppm	ASTM D5185m	60	60	59	58
Manganese	ppm	ASTM D5185m	0	0	1	<1
Magnesium	ppm	ASTM D5185m	1010	945	866	892
Calcium	ppm	ASTM D5185m	1070	1100	1105	1084
Phosphorus	ppm	ASTM D5185m	1150	954	1143	1003
Zinc	ppm	ASTM D5185m	1270	1273	1187	1195
Sulfur	ppm	ASTM D5185m	2060	2951	3459	2880

CONTAMINANTS		method	limit/base	current	history1	history2
Silicon	ppm	ASTM D5185m	>25	6	5	4
Sodium	ppm	ASTM D5185m		3	2	2
Potassium	ppm	ASTM D5185m	>20	2	2	<1

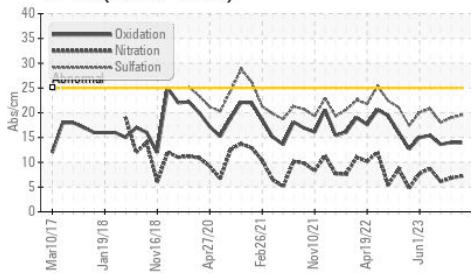
INFRA-RED		method	limit/base	current	history1	history2
Soot %	%	*ASTM D7844	>6	0.8	0.6	0.3
Nitration	Abs/cm	*ASTM D7624	>20	7.2	6.8	6.1
Sulfation	Abs/.1mm	*ASTM D7415	>30	19.5	19.0	18.0

FLUID DEGRADATION		method	limit/base	current	history1	history2
Oxidation	Abs/.1mm	*ASTM D7414	>25	13.9	14.0	13.6
Base Number (BN)	mg KOH/g	ASTM D2896	9.8	9.1	8.9	8.8

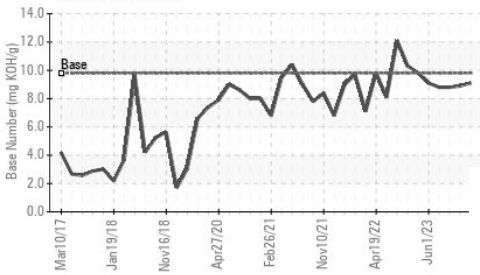


OIL ANALYSIS REPORT

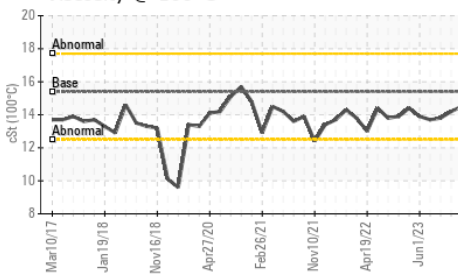
FT-IR (Direct Trend)



Base Number



Viscosity @ 100°C

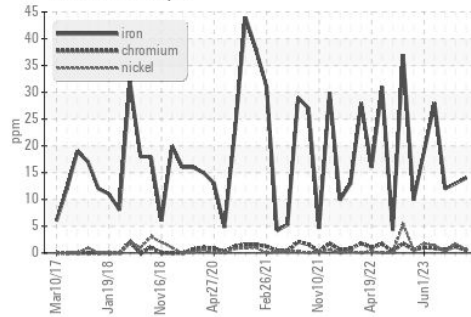


VISUAL	method	limit/base	current	history1	history2
White Metal	scalar	*Visual	NONE	NONE	NONE
Yellow Metal	scalar	*Visual	NONE	NONE	NONE
Precipitate	scalar	*Visual	NONE	NONE	NONE
Silt	scalar	*Visual	NONE	NONE	NONE
Debris	scalar	*Visual	NONE	NONE	NONE
Sand/Dirt	scalar	*Visual	NONE	NONE	NONE
Appearance	scalar	*Visual	NORML	NORML	NORML
Odor	scalar	*Visual	NORML	NORML	NORML
Emulsified Water	scalar	*Visual	>0.2	NEG	NEG
Free Water	scalar	*Visual		NEG	NEG

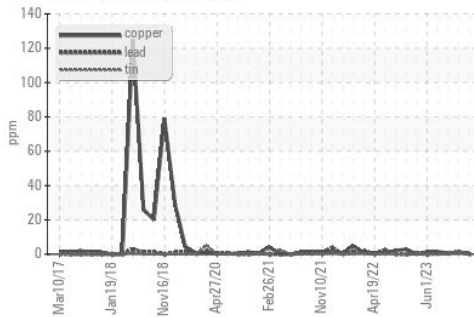
FLUID PROPERTIES	method	limit/base	current	history1	history2
Visc @ 100°C	cSt	ASTM D445	15.4	14.5	14.2

GRAPHS

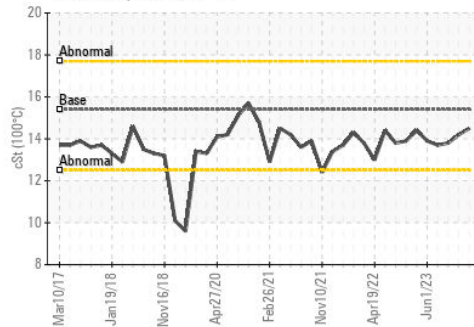
Ferrous Alloys



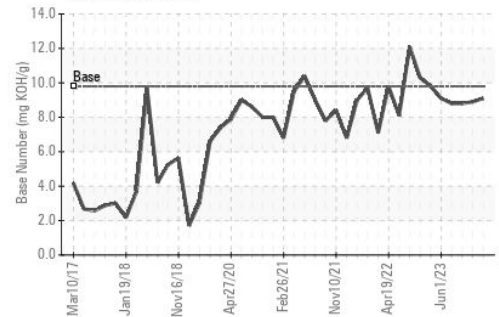
Non-ferrous Metals



Viscosity @ 100°C



Base Number



Certificate L2367

Laboratory : WearCheck USA - 501 Madison Ave., Cary, NC 27513
 Sample No. : GFL0126046
 Lab Number : 06237600
 Unique Number : 11126434
 Test Package : FLEET

Received : 16 Jul 2024
 Tested : 17 Jul 2024
 Diagnosed : 17 Jul 2024 - Wes Davis

GFL Environmental - 020 - Alamance
 703 East Gilbreath St
 Graham, NC
 US 27253
 Contact: Jorge Costa
 jorge.costa@gflenv.com

To discuss this sample report, contact Customer Service at 1-800-237-1369.

* - Denotes test methods that are outside of the ISO 17025 scope of accreditation.

Statements of conformity to specifications are based on the simple acceptance decision rule (JCGM 106:2012)

F: (336)229-0526