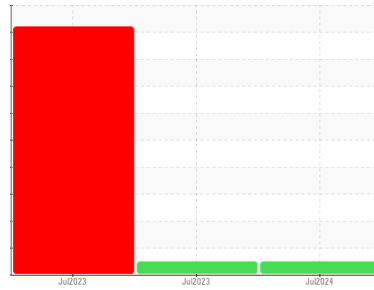




OIL ANALYSIS REPORT

Sample Rating Trend



NORMAL



Machine Id
426139
 Component
1 Differential
 Fluid
GEAR OIL SAE 75W90 (--- GAL)

DIAGNOSIS

Recommendation

Resample at the next service interval to monitor. Please specify the brand, type, and viscosity of the oil on your next sample. (Customer Sample Comment: 1st Axle / Pusher)

Wear

All component wear rates are normal.

Contamination

There is no indication of any contamination in the oil.

Fluid Condition

The condition of the oil is acceptable for the time in service.

SAMPLE INFORMATION

	method	limit/base	current	history1	history2
Sample Number	Client Info		GFL0128765	GFL0089415	GFL0085453
Sample Date	Client Info		11 Jul 2024	25 Jul 2023	11 Jul 2023
Machine Age	mls	Client Info	227368	217792	217792
Oil Age	mls	Client Info	277368	217792	217792
Oil Changed	Client Info		Not Chngd	Changed	Changed
Sample Status			NORMAL	NORMAL	SEVERE

CONTAMINATION

	method	limit/base	current	history1	history2
Water	WC Method	>.2	NEG	NEG	NEG

WEAR METALS

	method	limit/base	current	history1	history2
Iron	ppm	ASTM D5185m >500	251	56	▲ 1526
Chromium	ppm	ASTM D5185m >10	1	<1	▲ 11
Nickel	ppm	ASTM D5185m >10	0	<1	3
Titanium	ppm	ASTM D5185m	<1	0	<1
Silver	ppm	ASTM D5185m	0	0	0
Aluminum	ppm	ASTM D5185m >25	2	<1	● 19
Lead	ppm	ASTM D5185m >25	0	0	0
Copper	ppm	ASTM D5185m >100	11	<1	56
Tin	ppm	ASTM D5185m >10	0	0	<1
Vanadium	ppm	ASTM D5185m	0	0	0
Cadmium	ppm	ASTM D5185m	0	0	<1

ADDITIVES

	method	limit/base	current	history1	history2
Boron	ppm	ASTM D5185m 400	19	6	152
Barium	ppm	ASTM D5185m 200	0	0	<1
Molybdenum	ppm	ASTM D5185m 12	1	1	2
Manganese	ppm	ASTM D5185m	14	4	121
Magnesium	ppm	ASTM D5185m 12	2	0	4
Calcium	ppm	ASTM D5185m 150	134	143	41
Phosphorus	ppm	ASTM D5185m 1650	364	258	1413
Zinc	ppm	ASTM D5185m 125	262	276	43
Sulfur	ppm	ASTM D5185m 22500	3332	1952	23090

CONTAMINANTS

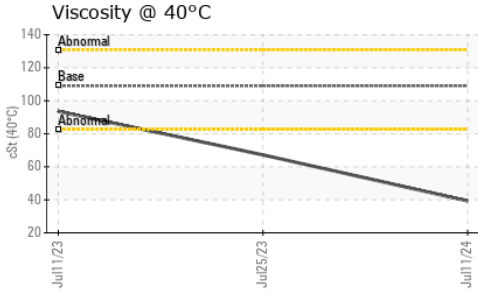
	method	limit/base	current	history1	history2
Silicon	ppm	ASTM D5185m >75	22	9	▲ 179
Sodium	ppm	ASTM D5185m	2	0	12
Potassium	ppm	ASTM D5185m >20	<1	<1	7

VISUAL

	method	limit/base	current	history1	history2
White Metal	scalar	*Visual NONE	NONE	NONE	NONE
Yellow Metal	scalar	*Visual NONE	NONE	NONE	NONE
Precipitate	scalar	*Visual NONE	NONE	NONE	NONE
Silt	scalar	*Visual NONE	NONE	NONE	NONE
Debris	scalar	*Visual NONE	NONE	NONE	NONE
Sand/Dirt	scalar	*Visual NONE	NONE	NONE	NONE
Appearance	scalar	*Visual NORML	NORML	NORML	NORML
Odor	scalar	*Visual NORML	NORML	NORML	NORML
Emulsified Water	scalar	*Visual >.2	NEG	NEG	NEG
Free Water	scalar	*Visual	NEG	NEG	NEG



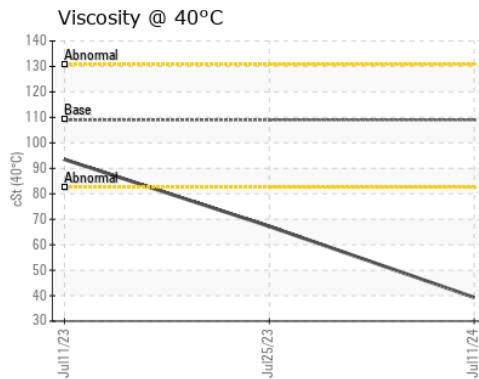
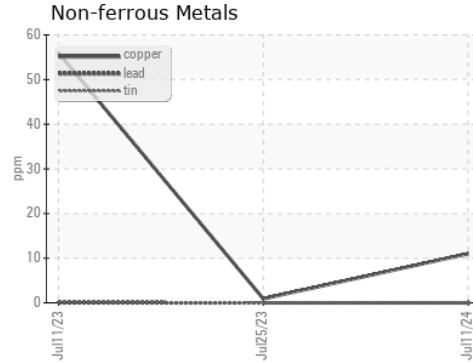
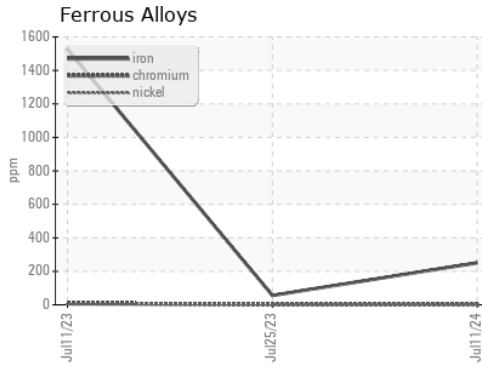
OIL ANALYSIS REPORT



FLUID PROPERTIES	method	limit/base	current	history1	history2
Visc @ 40°C	cSt	ASTM D445 109	39.3	67.2	93.5

SAMPLE IMAGES	method	limit/base	current	history1	history2
Color				no image	no image
Bottom				no image	no image

GRAPHS



Certificate L2367

Laboratory : WearCheck USA - 501 Madison Ave., Cary, NC 27513
Sample No. : GFL0128765
Lab Number : 06238241
Unique Number : 11127075
Test Package : FLEET

Received : 16 Jul 2024
Tested : 17 Jul 2024
Diagnosed : 18 Jul 2024 - Sean Felton

GFL Environmental - 983 - Sugar Land Hauling
 16011 West Belfort Street
 Sugar Land, TX
 US 77498
 Contact: TECHNICIAN ACCOUNT
 wcgfldemo@gmail.com

To discuss this sample report, contact Customer Service at 1-800-237-1369.

* - Denotes test methods that are outside of the ISO 17025 scope of accreditation.

Statements of conformity to specifications are based on the simple acceptance decision rule (JCGM 106:2012)

T:
F: