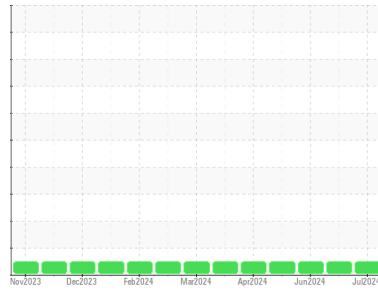




OIL ANALYSIS REPORT

Sample Rating Trend



NORMAL



Machine Id

834047

Component

Natural Gas Engine

Fluid

PETRO CANADA DURON GEO LD 15W40 (--- GAL)

DIAGNOSIS

Recommendation

Resample at the next service interval to monitor.

Wear

All component wear rates are normal.

Contamination

There is no indication of any contamination in the oil.

Fluid Condition

The BN result indicates that there is suitable alkalinity remaining in the oil. The condition of the oil is suitable for further service.

SAMPLE INFORMATION

| method | limit/base | current | history1 | history2 | |
|---------------|-------------|--------------------|-------------|-------------|------|
| Sample Number | Client Info | GFL0122867 | GFL0122822 | GFL0122935 | |
| Sample Date | Client Info | 10 Jul 2024 | 12 Jun 2024 | 11 Jun 2024 | |
| Machine Age | hrs | Client Info | 1903 | 1763 | 1738 |
| Oil Age | hrs | Client Info | 1903 | 1763 | 1738 |
| Oil Changed | Client Info | Changed | Not Changd | Not Changd | |
| Sample Status | | NORMAL | NORMAL | NORMAL | |

CONTAMINATION

| method | limit/base | current | history1 | history2 | |
|--------|------------|---------|------------|----------|-----|
| Water | WC Method | >0.1 | NEG | NEG | NEG |

WEAR METALS

| method | limit/base | current | history1 | history2 | | |
|----------|------------|-------------|----------|--------------|----|----|
| Iron | ppm | ASTM D5185m | >50 | 20 | 16 | 18 |
| Chromium | ppm | ASTM D5185m | >4 | <1 | <1 | <1 |
| Nickel | ppm | ASTM D5185m | >2 | 1 | <1 | 1 |
| Titanium | ppm | ASTM D5185m | | <1 | 0 | <1 |
| Silver | ppm | ASTM D5185m | >3 | <1 | 0 | <1 |
| Aluminum | ppm | ASTM D5185m | >9 | 3 | 3 | 2 |
| Lead | ppm | ASTM D5185m | >30 | 2 | <1 | 1 |
| Copper | ppm | ASTM D5185m | >35 | 4 | 3 | 4 |
| Tin | ppm | ASTM D5185m | >4 | 1 | <1 | 1 |
| Vanadium | ppm | ASTM D5185m | | <1 | 0 | <1 |
| Cadmium | ppm | ASTM D5185m | | <1 | 0 | <1 |

ADDITIVES

| method | limit/base | current | history1 | history2 | | |
|------------|------------|-------------|----------|-------------|------|------|
| Boron | ppm | ASTM D5185m | 50 | 5 | 10 | 8 |
| Barium | ppm | ASTM D5185m | 5 | 0 | 0 | <1 |
| Molybdenum | ppm | ASTM D5185m | 50 | 55 | 52 | 53 |
| Manganese | ppm | ASTM D5185m | 0 | 2 | 2 | 2 |
| Magnesium | ppm | ASTM D5185m | 560 | 585 | 625 | 564 |
| Calcium | ppm | ASTM D5185m | 1510 | 1600 | 1611 | 1575 |
| Phosphorus | ppm | ASTM D5185m | 780 | 725 | 699 | 770 |
| Zinc | ppm | ASTM D5185m | 870 | 970 | 993 | 971 |
| Sulfur | ppm | ASTM D5185m | 2040 | 2304 | 2776 | 2608 |

CONTAMINANTS

| method | limit/base | current | history1 | history2 | | |
|-----------|------------|-------------|----------|----------|---|---|
| Silicon | ppm | ASTM D5185m | >+100 | 9 | 8 | 8 |
| Sodium | ppm | ASTM D5185m | | 8 | 7 | 8 |
| Potassium | ppm | ASTM D5185m | >20 | 2 | 3 | 2 |

INFRA-RED

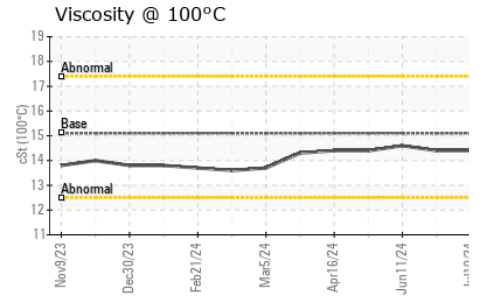
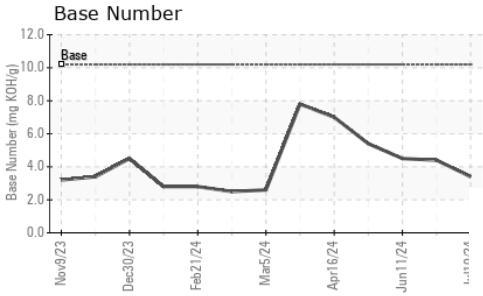
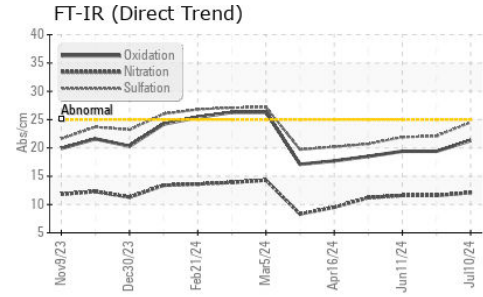
| method | limit/base | current | history1 | history2 | | |
|-----------|------------|-------------|----------|-------------|------|------|
| Soot % | % | *ASTM D7844 | | 0 | 0 | 0 |
| Nitration | Abs/cm | *ASTM D7624 | >20 | 12.1 | 11.6 | 11.6 |
| Sulfation | Abs/.1mm | *ASTM D7415 | >30 | 24.5 | 22.1 | 21.9 |

FLUID DEGRADATION

| method | limit/base | current | history1 | history2 | | |
|------------------|------------|-------------|----------|-------------|------|------|
| Oxidation | Abs/.1mm | *ASTM D7414 | >25 | 21.3 | 19.4 | 19.4 |
| Base Number (BN) | mg KOH/g | ASTM D2896 | 10.2 | 3.4 | 4.4 | 4.5 |



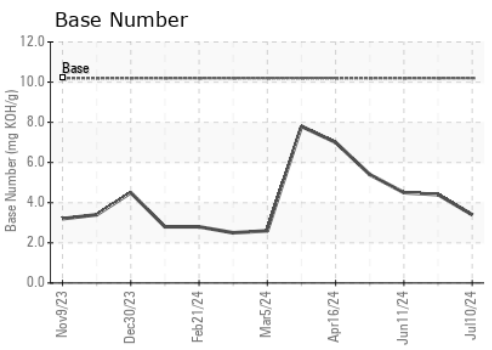
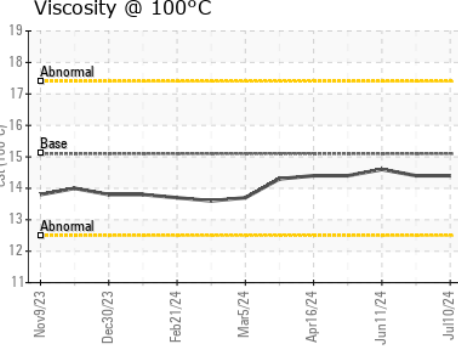
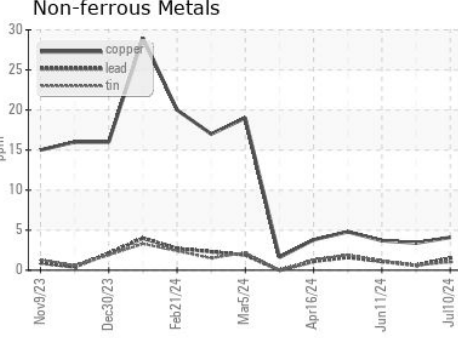
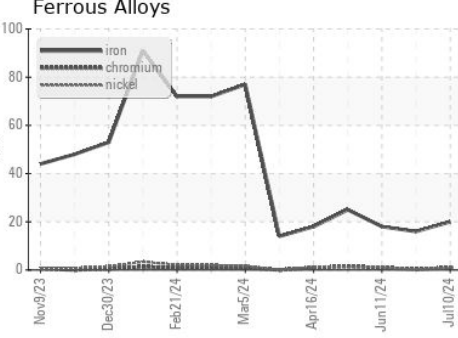
OIL ANALYSIS REPORT



| VISUAL | method | limit/base | current | history1 | history2 |
|------------------|--------|------------|---------|----------|----------|
| White Metal | scalar | *Visual | NONE | NONE | NONE |
| Yellow Metal | scalar | *Visual | NONE | NONE | NONE |
| Precipitate | scalar | *Visual | NONE | NONE | NONE |
| Silt | scalar | *Visual | NONE | NONE | NONE |
| Debris | scalar | *Visual | NONE | NONE | NONE |
| Sand/Dirt | scalar | *Visual | NONE | NONE | NONE |
| Appearance | scalar | *Visual | NORML | NORML | NORML |
| Odor | scalar | *Visual | NORML | NORML | NORML |
| Emulsified Water | scalar | *Visual | >0.1 | NEG | NEG |
| Free Water | scalar | *Visual | | NEG | NEG |

| FLUID PROPERTIES | method | limit/base | current | history1 | history2 |
|------------------|--------|------------|---------|----------|----------|
| Visc @ 100°C | cSt | ASTM D445 | 15.1 | 14.4 | 14.6 |

GRAPHS



Laboratory : WearCheck USA - 501 Madison Ave., Cary, NC 27513
Sample No. : GFL0122867 **Received** : 16 Jul 2024
Lab Number : 06238721 **Tested** : 17 Jul 2024
Unique Number : 11127555 **Diagnosed** : 18 Jul 2024 - Sean Felton
Test Package : FLEET

GFL Environmental - 837 - Harrison TS
 22820 S State Route 291
 Harrisonville, MO
 US 64701
 Contact: SARA PATRICK
 spatrack@gflenv.com

To discuss this sample report, contact Customer Service at 1-800-237-1369.

* - Denotes test methods that are outside of the ISO 17025 scope of accreditation.

Statements of conformity to specifications are based on the simple acceptance decision rule (JCGM 106:2012)