

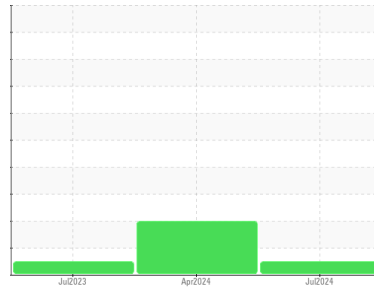


OIL ANALYSIS REPORT



Machine Id
413066
 Component
2 Differential
 Fluid
GEAR OIL SAE 80W90 (--- GAL)

Sample Rating Trend



NORMAL



DIAGNOSIS

Recommendation

Resample at the next service interval to monitor. (Customer Sample Comment: 2nd Axle / Tag)

Wear

All component wear rates are normal.

Contamination

There is no indication of any contamination in the oil.

Fluid Condition

The condition of the oil is acceptable for the time in service.

SAMPLE INFORMATION

	method	limit/base	current	history1	history2
Sample Number	Client Info		GFL0123571	GFL0112078	GFL0085436
Sample Date	Client Info		11 Jul 2024	25 Apr 2024	06 Jul 2023
Machine Age	mls	Client Info	64312	64312	21532
Oil Age	mls	Client Info	64312	64312	21532
Oil Changed	Client Info		Not Changed	Changed	Changed
Sample Status			NORMAL	ATTENTION	NORMAL

CONTAMINATION

	method	limit/base	current	history1	history2
Water	WC Method	>.2	NEG	NEG	NEG

WEAR METALS

	method	limit/base	current	history1	history2
Iron	ppm	ASTM D5185m >1200	142	223	82
Chromium	ppm	ASTM D5185m >8	<1	<1	<1
Nickel	ppm	ASTM D5185m >20	3	5	4
Titanium	ppm	ASTM D5185m >4	<1	0	0
Silver	ppm	ASTM D5185m	0	0	0
Aluminum	ppm	ASTM D5185m >30	1	<1	2
Lead	ppm	ASTM D5185m >25	0	0	0
Copper	ppm	ASTM D5185m >50	<1	2	0
Tin	ppm	ASTM D5185m >5	0	<1	0
Vanadium	ppm	ASTM D5185m	0	0	0
Cadmium	ppm	ASTM D5185m	0	0	0

ADDITIVES

	method	limit/base	current	history1	history2
Boron	ppm	ASTM D5185m 400	34	85	266
Barium	ppm	ASTM D5185m 200	0	0	0
Molybdenum	ppm	ASTM D5185m 12	<1	1	0
Manganese	ppm	ASTM D5185m	2	4	2
Magnesium	ppm	ASTM D5185m 12	2	2	0
Calcium	ppm	ASTM D5185m 150	33	161	3
Phosphorus	ppm	ASTM D5185m 1650	419	553	978
Zinc	ppm	ASTM D5185m 125	56	242	0
Sulfur	ppm	ASTM D5185m 22500	14962	8976	23885

CONTAMINANTS

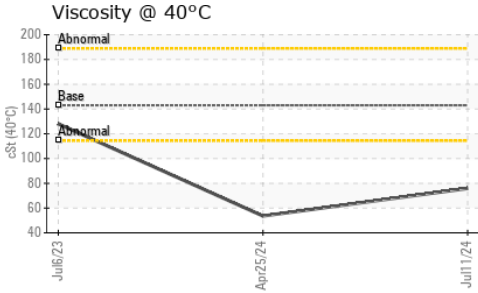
	method	limit/base	current	history1	history2
Silicon	ppm	ASTM D5185m >230	29	36	62
Sodium	ppm	ASTM D5185m >170	2	2	5
Potassium	ppm	ASTM D5185m >20	0	0	0

VISUAL

	method	limit/base	current	history1	history2
White Metal	scalar	*Visual NONE	NONE	NONE	NONE
Yellow Metal	scalar	*Visual NONE	NONE	NONE	NONE
Precipitate	scalar	*Visual NONE	NONE	NONE	NONE
Silt	scalar	*Visual NONE	NONE	NONE	NONE
Debris	scalar	*Visual NONE	NONE	NONE	NONE
Sand/Dirt	scalar	*Visual NONE	NONE	NONE	NONE
Appearance	scalar	*Visual NORML	NORML	NORML	NORML
Odor	scalar	*Visual NORML	NORML	NORML	NORML
Emulsified Water	scalar	*Visual >.2	NEG	NEG	NEG
Free Water	scalar	*Visual	NEG	NEG	NEG



OIL ANALYSIS REPORT

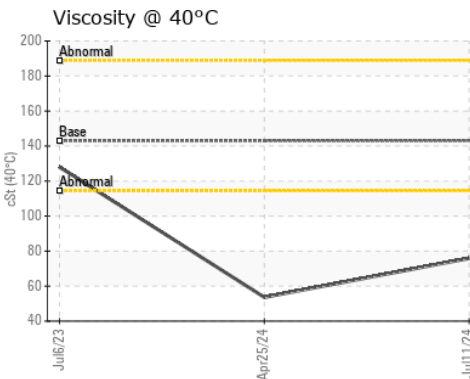
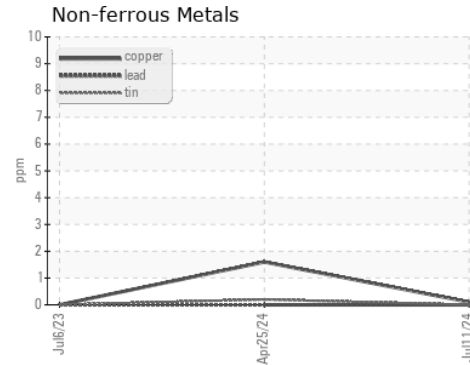
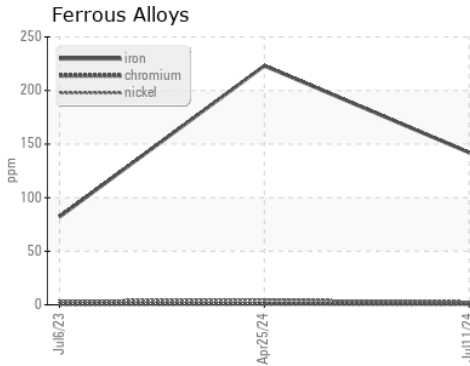


FLUID PROPERTIES	method	limit/base	current	history1	history2
Visc @ 40°C	cSt	ASTM D445 143	75.9	53.6	128

SAMPLE IMAGES	method	limit/base	current	history1	history2
---------------	--------	------------	---------	----------	----------

Color				no image	no image	no image
Bottom				no image	no image	no image

GRAPHS



Certificate L2367

Laboratory : WearCheck USA - 501 Madison Ave., Cary, NC 27513
Sample No. : GFL0123571
Lab Number : 06239480
Unique Number : 11128314
Test Package : FLEET

Received : 17 Jul 2024
Tested : 18 Jul 2024
Diagnosed : 19 Jul 2024 - Sean Felton

GFL Environmental - 983 - Sugar Land Hauling
 16011 West Belfort Street
 Sugar Land, TX
 US 77498
 Contact: TECHNICIAN ACCOUNT
 wcgfldemo@gmail.com

To discuss this sample report, contact Customer Service at 1-800-237-1369.

* - Denotes test methods that are outside of the ISO 17025 scope of accreditation.

Statements of conformity to specifications are based on the simple acceptance decision rule (JCGM 106:2012)

T:
F: