

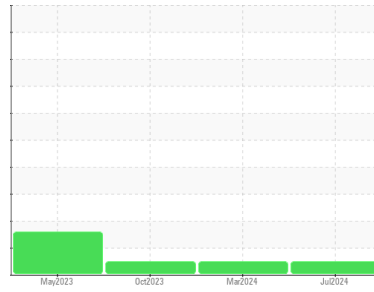


OIL ANALYSIS REPORT



Machine Id
413067
 Component
Transmission (Auto)
 Fluid
{not provided} (--- GAL)

Sample Rating Trend



NORMAL



DIAGNOSIS

Recommendation

Resample at the next service interval to monitor.
 Please specify the brand, type, and viscosity of the oil on your next sample.

Wear

All component wear rates are normal.

Contamination

There is no indication of any contamination in the fluid.

Fluid Condition

The condition of the fluid is acceptable for the time in service.

SAMPLE INFORMATION		method	limit/base	current	history1	history2
Sample Number	Client Info			GFL0128761	GFL0112101	GFL0085482
Sample Date	Client Info			11 Jul 2024	20 Mar 2024	10 Oct 2023
Machine Age	mls Client Info			70263	54609	37103
Oil Age	mls Client Info			70263	54609	37103
Oil Changed	Client Info			Not Changed	Changed	Changed
Sample Status				NORMAL	NORMAL	NORMAL

CONTAMINATION		method	limit/base	current	history1	history2
Water	WC Method		>0.1	NEG	NEG	NEG

WEAR METALS		method	limit/base	current	history1	history2
Iron	ppm	ASTM D5185m	>220	10	11	0
Chromium	ppm	ASTM D5185m	>2	0	<1	0
Nickel	ppm	ASTM D5185m	>5	0	<1	<1
Titanium	ppm	ASTM D5185m		<1	<1	0
Silver	ppm	ASTM D5185m	>5	0	0	0
Aluminum	ppm	ASTM D5185m	>75	1	3	1
Lead	ppm	ASTM D5185m	>95	0	<1	0
Copper	ppm	ASTM D5185m	>60	11	16	2
Tin	ppm	ASTM D5185m	>10	0	<1	0
Vanadium	ppm	ASTM D5185m		0	<1	<1
Cadmium	ppm	ASTM D5185m		0	<1	0

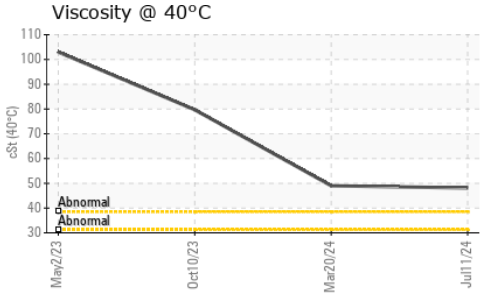
ADDITIVES		method	limit/base	current	history1	history2
Boron	ppm	ASTM D5185m		0	3	2
Barium	ppm	ASTM D5185m		0	1	0
Molybdenum	ppm	ASTM D5185m		2	2	0
Manganese	ppm	ASTM D5185m		3	3	<1
Magnesium	ppm	ASTM D5185m		7	5	0
Calcium	ppm	ASTM D5185m		2786	2930	2454
Phosphorus	ppm	ASTM D5185m		887	980	734
Zinc	ppm	ASTM D5185m		1015	1079	948
Sulfur	ppm	ASTM D5185m		3769	3984	3490

CONTAMINANTS		method	limit/base	current	history1	history2
Silicon	ppm	ASTM D5185m	>25	13	14	13
Sodium	ppm	ASTM D5185m		5	1	2
Potassium	ppm	ASTM D5185m	>20	0	2	1

VISUAL		method	limit/base	current	history1	history2
White Metal	scalar	*Visual	NONE	NONE	NONE	NONE
Yellow Metal	scalar	*Visual	NONE	NONE	NONE	NONE
Precipitate	scalar	*Visual	NONE	NONE	NONE	NONE
Silt	scalar	*Visual	NONE	NONE	NONE	NONE
Debris	scalar	*Visual	NONE	NONE	NONE	NONE
Sand/Dirt	scalar	*Visual	NONE	NONE	NONE	NONE
Appearance	scalar	*Visual	NORML	NORML	NORML	NORML
Odor	scalar	*Visual	NORML	NORML	NORML	NORML
Emulsified Water	scalar	*Visual	>0.1	NEG	NEG	NEG
Free Water	scalar	*Visual		NEG	NEG	NEG



OIL ANALYSIS REPORT

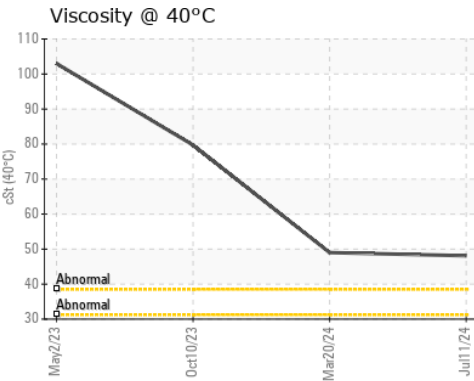
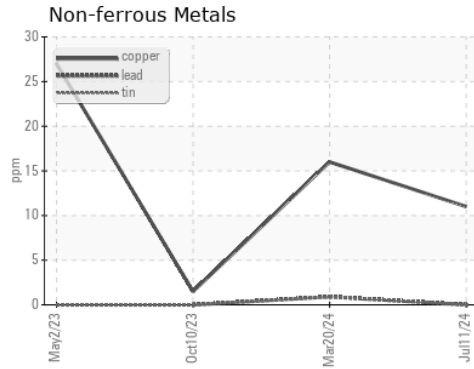
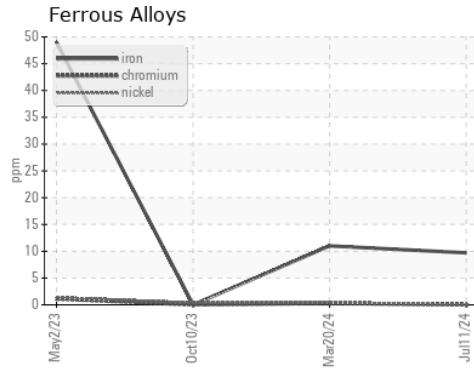


FLUID PROPERTIES	method	limit/base	current	history1	history2
Visc @ 40°C	cSt	ASTM D445	48.1	49.0	79.7

SAMPLE IMAGES	method	limit/base	current	history1	history2
---------------	--------	------------	---------	----------	----------

Color			no image	no image	no image
Bottom			no image	no image	no image

GRAPHS



Laboratory : WearCheck USA - 501 Madison Ave., Cary, NC 27513
Sample No. : GFL0128761
Lab Number : 06239504
Unique Number : 11128338
Test Package : FLEET
Received : 17 Jul 2024
Tested : 18 Jul 2024
Diagnosed : 18 Jul 2024 - Wes Davis

GFL Environmental - 983 - Sugar Land Hauling
 16011 West Belfort Street
 Sugar Land, TX
 US 77498
 Contact: TECHNICIAN ACCOUNT
 wcgfldemo@gmail.com

To discuss this sample report, contact Customer Service at 1-800-237-1369.

* - Denotes test methods that are outside of the ISO 17025 scope of accreditation.

Statements of conformity to specifications are based on the simple acceptance decision rule (JCGM 106:2012)

T:
F: