

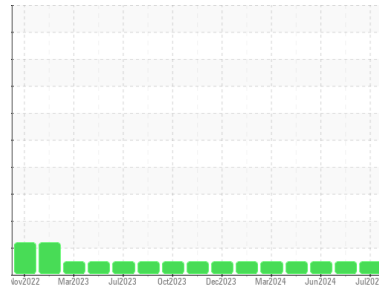


# OIL ANALYSIS REPORT



Area  
**(8AA0HYN)**  
Machine Id  
**427062-402074**  
Component  
**Diesel Engine**  
Fluid  
**PETRO CANADA DURON SHP 15W40 (--- GAL)**

### Sample Rating Trend



**NORMAL**



## DIAGNOSIS

### Recommendation

Resample at the next service interval to monitor.

### Wear

All component wear rates are normal.

### Contamination

There is no indication of any contamination in the oil.

### Fluid Condition

The BN result indicates that there is suitable alkalinity remaining in the oil. The condition of the oil is suitable for further service.

## SAMPLE INFORMATION

	method	limit/base	current	history1	history2
Sample Number	Client Info		<b>GFL0121450</b>	GFL0115800	GFL0115798
Sample Date	Client Info		<b>09 Jul 2024</b>	12 Jun 2024	07 Jun 2024
Machine Age	hrs	Client Info	<b>30703</b>	30567	30515
Oil Age	hrs	Client Info	<b>1495</b>	1359	1307
Oil Changed	Client Info		<b>N/A</b>	N/A	Not Changd
Sample Status			<b>NORMAL</b>	NORMAL	NORMAL

## CONTAMINATION

	method	limit/base	current	history1	history2
Fuel	WC Method	>3.0	<b>&lt;1.0</b>	<1.0	<1.0
Water	WC Method	>0.2	<b>NEG</b>	NEG	NEG
Glycol	WC Method		<b>NEG</b>	NEG	NEG

## WEAR METALS

	method	limit/base	current	history1	history2
Iron	ppm	ASTM D5185m >120	<b>1</b>	2	<1
Chromium	ppm	ASTM D5185m >20	<b>&lt;1</b>	<1	0
Nickel	ppm	ASTM D5185m >5	<b>0</b>	<1	0
Titanium	ppm	ASTM D5185m >2	<b>&lt;1</b>	<1	0
Silver	ppm	ASTM D5185m >2	<b>&lt;1</b>	<1	0
Aluminum	ppm	ASTM D5185m >20	<b>4</b>	3	2
Lead	ppm	ASTM D5185m >40	<b>0</b>	<1	0
Copper	ppm	ASTM D5185m >330	<b>&lt;1</b>	<1	<1
Tin	ppm	ASTM D5185m >15	<b>&lt;1</b>	<1	0
Vanadium	ppm	ASTM D5185m	<b>&lt;1</b>	<1	0
Cadmium	ppm	ASTM D5185m	<b>&lt;1</b>	<1	0

## ADDITIVES

	method	limit/base	current	history1	history2
Boron	ppm	ASTM D5185m 0	<b>5</b>	7	9
Barium	ppm	ASTM D5185m 0	<b>0</b>	1	0
Molybdenum	ppm	ASTM D5185m 60	<b>62</b>	64	62
Manganese	ppm	ASTM D5185m 0	<b>0</b>	<1	<1
Magnesium	ppm	ASTM D5185m 1010	<b>869</b>	887	917
Calcium	ppm	ASTM D5185m 1070	<b>1077</b>	1069	1066
Phosphorus	ppm	ASTM D5185m 1150	<b>998</b>	996	1073
Zinc	ppm	ASTM D5185m 1270	<b>1188</b>	1171	1226
Sulfur	ppm	ASTM D5185m 2060	<b>2968</b>	3016	3635

## CONTAMINANTS

	method	limit/base	current	history1	history2
Silicon	ppm	ASTM D5185m >25	<b>2</b>	3	2
Sodium	ppm	ASTM D5185m	<b>0</b>	<1	2
Potassium	ppm	ASTM D5185m >20	<b>2</b>	2	2

## INFRA-RED

	method	limit/base	current	history1	history2
Soot %	%	*ASTM D7844 >4	<b>0.1</b>	0.1	0.1
Nitration	Abs/cm	*ASTM D7624 >20	<b>5.9</b>	5.1	5.0
Sulfation	Abs/.1mm	*ASTM D7415 >30	<b>17.7</b>	16.7	16.7

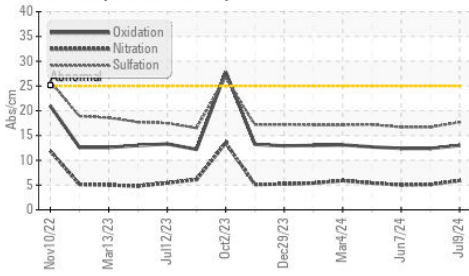
## FLUID DEGRADATION

	method	limit/base	current	history1	history2
Oxidation	Abs/.1mm	*ASTM D7414 >25	<b>13.0</b>	12.4	12.4
Base Number (BN)	mg KOH/g	ASTM D2896 9.8	<b>8.0</b>	8.6	8.7

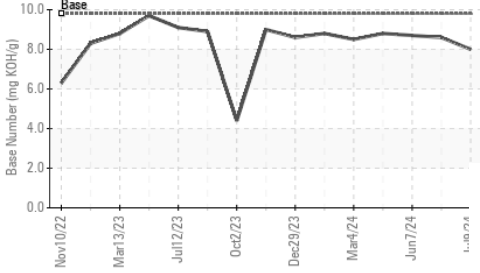


# OIL ANALYSIS REPORT

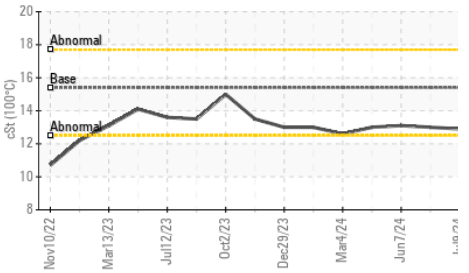
FT-IR (Direct Trend)



Base Number



Viscosity @ 100°C

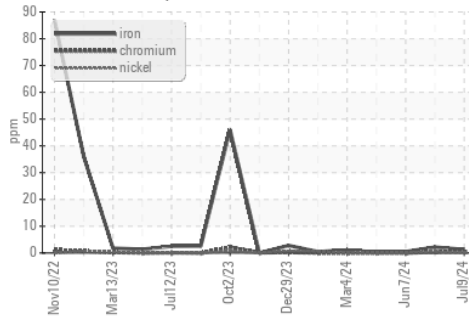


VISUAL	method	limit/base	current	history1	history2
White Metal	scalar	*Visual	NONE	NONE	NONE
Yellow Metal	scalar	*Visual	NONE	NONE	NONE
Precipitate	scalar	*Visual	NONE	NONE	NONE
Silt	scalar	*Visual	NONE	NONE	NONE
Debris	scalar	*Visual	NONE	NONE	NONE
Sand/Dirt	scalar	*Visual	NONE	NONE	NONE
Appearance	scalar	*Visual	NORML	NORML	NORML
Odor	scalar	*Visual	NORML	NORML	NORML
Emulsified Water	scalar	*Visual	>0.2	NEG	NEG
Free Water	scalar	*Visual		NEG	NEG

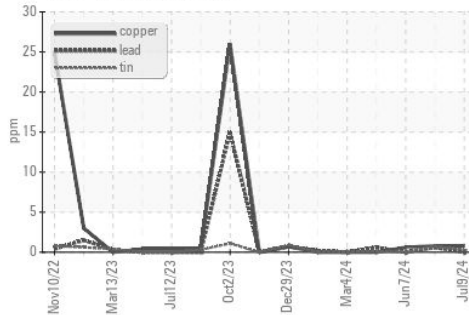
FLUID PROPERTIES	method	limit/base	current	history1	history2
Visc @ 100°C	cSt	ASTM D445	15.4	12.9	13.0

## GRAPHS

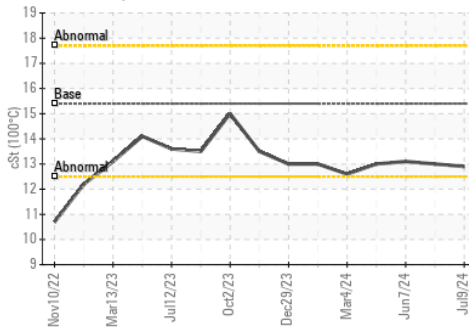
Ferrous Alloys



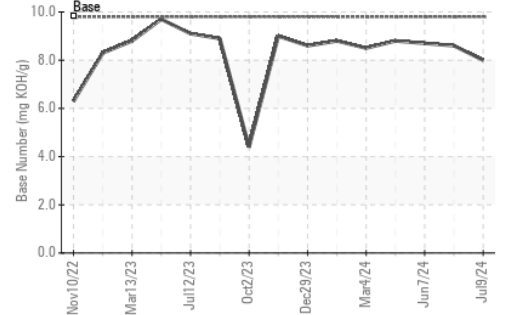
Non-ferrous Metals



Viscosity @ 100°C



Base Number



Certificate L2367

Laboratory : WearCheck USA - 501 Madison Ave., Cary, NC 27513  
 Sample No. : GFL0121450  
 Lab Number : 06239854  
 Unique Number : 11128688  
 Test Package : FLEET

GFL Environmental - 868 - Childersburg Fines Hauling (Alpine)  
 13737 Plant Rd  
 Childersburg, AL  
 US 35044

Contact: JONATHAN WILLIAMS  
 jonathan.williams@gflenv.com

To discuss this sample report, contact Customer Service at 1-800-237-1369.

\* - Denotes test methods that are outside of the ISO 17025 scope of accreditation.

Statements of conformity to specifications are based on the simple acceptance decision rule (JCGM 106:2012)

T:  
F: