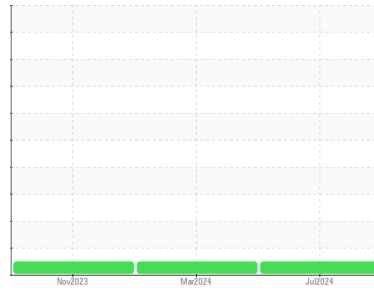


OIL ANALYSIS REPORT

Sample Rating Trend



NORMAL



Area
(P1085253) Preferred Service-Tractor
 Machine Id
[Preferred Service-Tractor] 192A32012B
 Component
Diesel Engine
 Fluid
PETRO CANADA DURON UHP 5W30 (36 QTS)

DIAGNOSIS

Recommendation

Resample at the next service interval to monitor.

Wear

All component wear rates are normal.

Contamination

There is no indication of any contamination in the oil.

Fluid Condition

The BN result indicates that there is suitable alkalinity remaining in the oil. The condition of the oil is suitable for further service.

SAMPLE INFORMATION		method	limit/base	current	history1	history2
Sample Number	Client Info			PCA0130198	PCA0120208	PCA0109423
Sample Date	Client Info			14 Jul 2024	24 Mar 2024	26 Nov 2023
Machine Age	mls	Client Info		164221	150535	137522
Oil Age	mls	Client Info		13686	13013	26137
Oil Changed	Client Info			Changed	Not Changd	Changed
Sample Status				NORMAL	NORMAL	NORMAL

CONTAMINATION		method	limit/base	current	history1	history2
Fuel	WC Method	>6.0	<1.0	<1.0	<1.0	
Water	WC Method	>0.2	NEG	NEG	NEG	
Glycol	WC Method		NEG	NEG	NEG	

WEAR METALS		method	limit/base	current	history1	history2
Iron	ppm	ASTM D5185m	>100	45	31	42
Chromium	ppm	ASTM D5185m	>20	<1	<1	<1
Nickel	ppm	ASTM D5185m	>2	<1	<1	0
Titanium	ppm	ASTM D5185m		<1	<1	<1
Silver	ppm	ASTM D5185m	>2	<1	0	0
Aluminum	ppm	ASTM D5185m	>25	6	5	4
Lead	ppm	ASTM D5185m	>40	3	2	2
Copper	ppm	ASTM D5185m	>330	19	8	8
Tin	ppm	ASTM D5185m	>15	2	2	1
Vanadium	ppm	ASTM D5185m		<1	0	0
Cadmium	ppm	ASTM D5185m		<1	0	0

ADDITIVES		method	limit/base	current	history1	history2
Boron	ppm	ASTM D5185m	0	13	25	11
Barium	ppm	ASTM D5185m	0	0	0	0
Molybdenum	ppm	ASTM D5185m	64	63	66	54
Manganese	ppm	ASTM D5185m	0	<1	<1	<1
Magnesium	ppm	ASTM D5185m	1160	1085	1121	1056
Calcium	ppm	ASTM D5185m	820	913	920	994
Phosphorus	ppm	ASTM D5185m	1160	1056	987	1049
Zinc	ppm	ASTM D5185m	1260	1342	1305	1293
Sulfur	ppm	ASTM D5185m	3000	3175	3516	3020

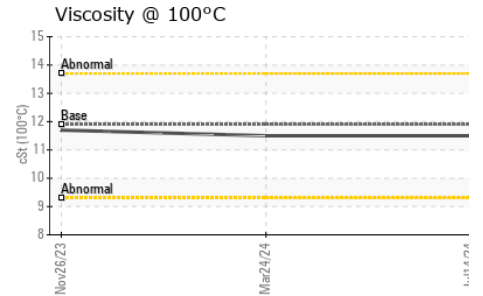
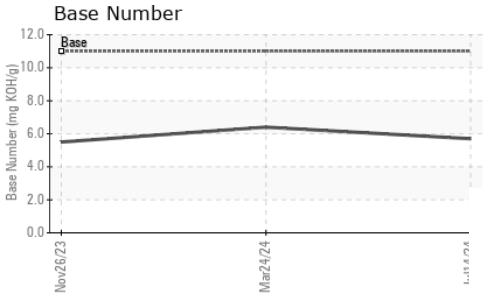
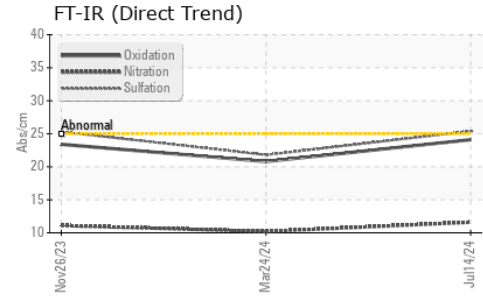
CONTAMINANTS		method	limit/base	current	history1	history2
Silicon	ppm	ASTM D5185m	>25	6	7	6
Sodium	ppm	ASTM D5185m		2	3	6
Potassium	ppm	ASTM D5185m	>20	8	8	4

INFRA-RED		method	limit/base	current	history1	history2
Soot %	%	*ASTM D7844	>3	0.6	0.4	0.6
Nitration	Abs/cm	*ASTM D7624	>20	11.6	10.2	11.1
Sulfation	Abs/.1mm	*ASTM D7415	>30	25.4	21.8	25.3

FLUID DEGRADATION		method	limit/base	current	history1	history2
Oxidation	Abs/.1mm	*ASTM D7414	>25	24.1	20.8	23.4
Base Number (BN)	mg KOH/g	ASTM D2896	11.0	5.7	6.4	5.5



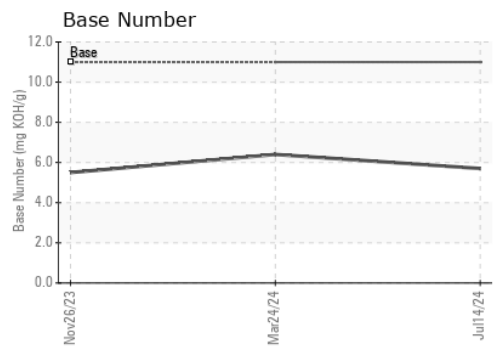
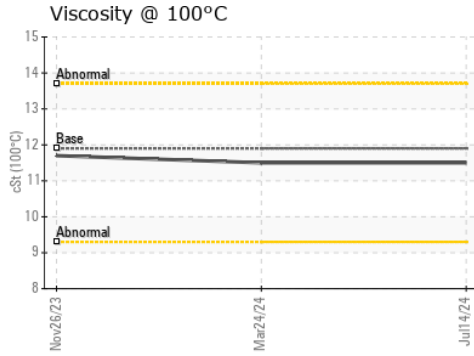
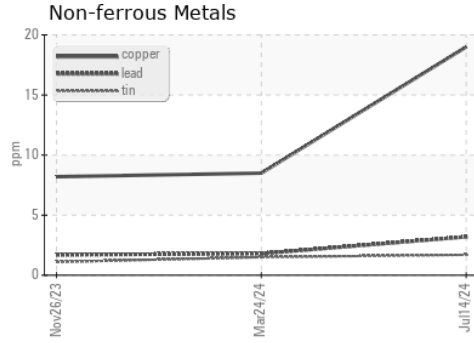
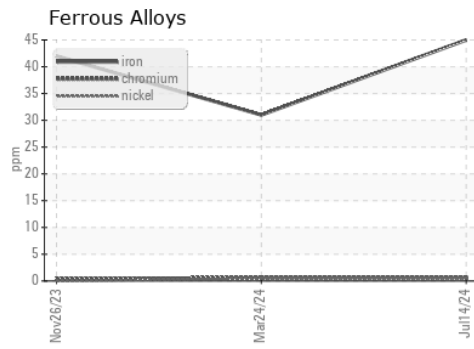
OIL ANALYSIS REPORT



PARAMETER	method	limit/base	current	history1	history2
White Metal	scalar	*Visual	NONE	NONE	NONE
Yellow Metal	scalar	*Visual	NONE	NONE	NONE
Precipitate	scalar	*Visual	NONE	NONE	NONE
Silt	scalar	*Visual	NONE	NONE	NONE
Debris	scalar	*Visual	NONE	NONE	NONE
Sand/Dirt	scalar	*Visual	NONE	NONE	NONE
Appearance	scalar	*Visual	NORML	NORML	NORML
Odor	scalar	*Visual	NORML	NORML	NORML
Emulsified Water	scalar	*Visual	>0.2	NEG	NEG
Free Water	scalar	*Visual		NEG	NEG

FLUID PROPERTIES	method	limit/base	current	history1	history2
Visc @ 100°C	cSt	ASTM D445	11.9	11.5	11.7

GRAPHS



Certificate L2367

Laboratory : WearCheck USA - 501 Madison Ave., Cary, NC 27513
Sample No. : PCA0130198
Lab Number : 06239868
Unique Number : 11128702
Test Package : FLEET

Transervice - Shop 1920 - Preferred Service
 1955 W. North Avenue, Bldg K
 Melrose Park, IL
 US 60160

To discuss this sample report, contact Customer Service at 1-800-237-1369.

* - Denotes test methods that are outside of the ISO 17025 scope of accreditation.

Statements of conformity to specifications are based on the simple acceptance decision rule (JCGM 106:2012)

Contact: Tom Lindeman
 tlindemann@transervice.com
 T: (630)376-8946
 F: