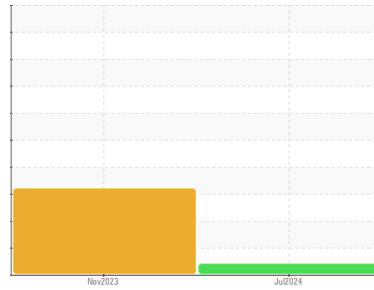




OIL ANALYSIS REPORT

Sample Rating Trend



VISCOSITY



Machine Id
427158
 Component
2 Differential
 Fluid
GEAR OIL SAE 75W90 (--- GAL)

DIAGNOSIS

Recommendation

Resample at the next service interval to monitor. (Customer Sample Comment: 2nd Axle / Tag)

Wear

All component wear rates are normal.

Contamination

There is no indication of any contamination in the oil.

Fluid Condition

The oil viscosity is lower than normal. Confirm oil type.

SAMPLE INFORMATION

	method	limit/base	current	history1	history2
Sample Number	Client Info		GFL0128746	GFL0094150	---
Sample Date	Client Info		12 Jul 2024	29 Nov 2023	---
Machine Age	mls	Client Info	348046	326008	---
Oil Age	mls	Client Info	348046	326008	---
Oil Changed	Client Info		Not Chngd	Changed	---
Sample Status			ATTENTION	ABNORMAL	---

CONTAMINATION

	method	limit/base	current	history1	history2
Water	WC Method	>.2	NEG	NEG	---

WEAR METALS

	method	limit/base	current	history1	history2
Iron	ppm	ASTM D5185m >500	239	▲ 558	---
Chromium	ppm	ASTM D5185m >10	2	5	---
Nickel	ppm	ASTM D5185m >10	3	▲ 21	---
Titanium	ppm	ASTM D5185m	<1	<1	---
Silver	ppm	ASTM D5185m	0	0	---
Aluminum	ppm	ASTM D5185m >25	9	13	---
Lead	ppm	ASTM D5185m >25	0	0	---
Copper	ppm	ASTM D5185m >100	<1	3	---
Tin	ppm	ASTM D5185m >10	0	2	---
Vanadium	ppm	ASTM D5185m	0	<1	---
Cadmium	ppm	ASTM D5185m	0	0	---

ADDITIVES

	method	limit/base	current	history1	history2
Boron	ppm	ASTM D5185m 400	32	173	---
Barium	ppm	ASTM D5185m 200	0	0	---
Molybdenum	ppm	ASTM D5185m 12	0	<1	---
Manganese	ppm	ASTM D5185m	3	11	---
Magnesium	ppm	ASTM D5185m 12	0	0	---
Calcium	ppm	ASTM D5185m 150	5	29	---
Phosphorus	ppm	ASTM D5185m 1650	616	1433	---
Zinc	ppm	ASTM D5185m 125	24	20	---
Sulfur	ppm	ASTM D5185m 22500	20818	23911	---

CONTAMINANTS

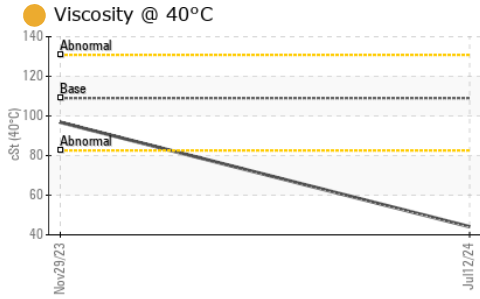
	method	limit/base	current	history1	history2
Silicon	ppm	ASTM D5185m >75	45	▲ 189	---
Sodium	ppm	ASTM D5185m	2	6	---
Potassium	ppm	ASTM D5185m >20	3	11	---

VISUAL

	method	limit/base	current	history1	history2
White Metal	scalar	*Visual NONE	NONE	NONE	---
Yellow Metal	scalar	*Visual NONE	NONE	NONE	---
Precipitate	scalar	*Visual NONE	NONE	NONE	---
Silt	scalar	*Visual NONE	NONE	NONE	---
Debris	scalar	*Visual NONE	NONE	NONE	---
Sand/Dirt	scalar	*Visual NONE	NONE	NONE	---
Appearance	scalar	*Visual NORML	NORML	NORML	---
Odor	scalar	*Visual NORML	NORML	NORML	---
Emulsified Water	scalar	*Visual >.2	NEG	NEG	---
Free Water	scalar	*Visual	NEG	NEG	---



OIL ANALYSIS REPORT



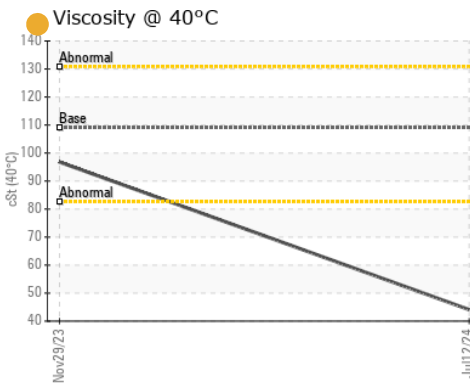
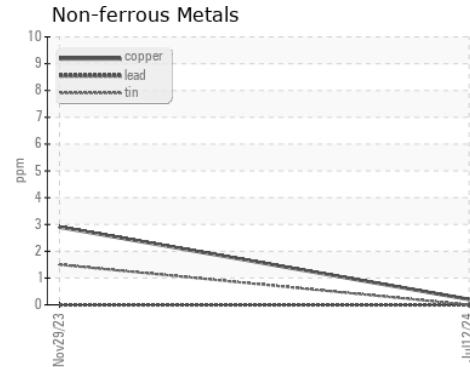
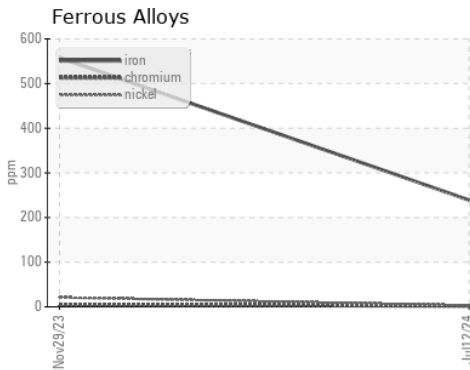
FLUID PROPERTIES

method	limit/base	current	history1	history2
Visc @ 40°C	cSt ASTM D445	109 ● 44.1	96.8	---

SAMPLE IMAGES

method	limit/base	current	history1	history2
Color			no image	no image
Bottom			no image	no image

GRAPHS



Certificate L2367

Laboratory : WearCheck USA - 501 Madison Ave., Cary, NC 27513
Sample No. : GFL0128746
Lab Number : 06240836
Unique Number : 11129670
Test Package : FLEET

GFL Environmental - 983 - Sugar Land Hauling
 16011 West Belfort Street
 Sugar Land, TX
 US 77498
 Contact: TECHNICIAN ACCOUNT
 wcgfldemo@gmail.com

To discuss this sample report, contact Customer Service at 1-800-237-1369.

* - Denotes test methods that are outside of the ISO 17025 scope of accreditation.

Statements of conformity to specifications are based on the simple acceptance decision rule (JCGM 106:2012)

T:
F: