



# CONSTRUCTION EQUIPMENT

## SW-30086-1 RANGO VOLVO R100E 121020 - LEFT BRAKE



**Sample No:** VCP422761  
**Oil Type:** {unknown}  
**Job No:** SW-30086-1 RANGO



### SAMPLE INFORMATION

Sample Number	VCP422761	---	---	---
Sample Date	20 Feb 2024	---	---	---
Machine Hours	4057	---	---	---
Oil Hours	0	---	---	---
Oil Changed	Not Chngd	---	---	---
Sample Status	ABNORMAL	---	---	---

**ARNOLD MACHINERY COMPANY**  
 2975 WEST 2100 SOUTH  
 SALT LAKE CITY, UT  
 US 84119  
 Contact: TJ LARK  
 tlark@arnoldmachinery.com  
 T: (801)972-4000  
 F: (801)975-9434



### OIL CONDITION

Visc @ 40°C	cSt	44.7	---	---	---
-------------	-----	------	-----	-----	-----



### CONTAMINATION

Water	%	NEG	---	---	---
Silicon	ppm	43	---	---	---
Sodium	ppm	1	---	---	---
Potassium	ppm	0	---	---	---

### Diagnosis

No corrective action is recommended at this time. We recommend an early resample to monitor this condition. The copper level is abnormal. All other component wear rates are normal. There is no indication of any contamination in the fluid. The condition of the fluid is acceptable for the time in service.



### WEAR METALS

Iron	ppm	12	---	---	---
Copper	ppm	358	---	---	---
Lead	ppm	<1	---	---	---
Tin	ppm	<1	---	---	---
Aluminum	ppm	4	---	---	---
Chromium	ppm	0	---	---	---
Molybdenum	ppm	0	---	---	---
Nickel	ppm	9	---	---	---
Titanium	ppm	<1	---	---	---
Silver	ppm	0	---	---	---
Manganese	ppm	<1	---	---	---
Vanadium	ppm	0	---	---	---



### ADDITIVES

Calcium	ppm	1893	---	---	---
Magnesium	ppm	8	---	---	---
Zinc	ppm	647	---	---	---
Phosphorus	ppm	659	---	---	---
Barium	ppm	0	---	---	---
Boron	ppm	0	---	---	---

**Depot:** VOLVO8770  
**Unique No:** 10900269  
**Signed:** Jonathan Hester  
**Report Date:** 29 Feb 2024




# CONSTRUCTION EQUIPMENT



## GRAPHS


### Iron (ppm)




### Lead (ppm)




### Aluminum (ppm)



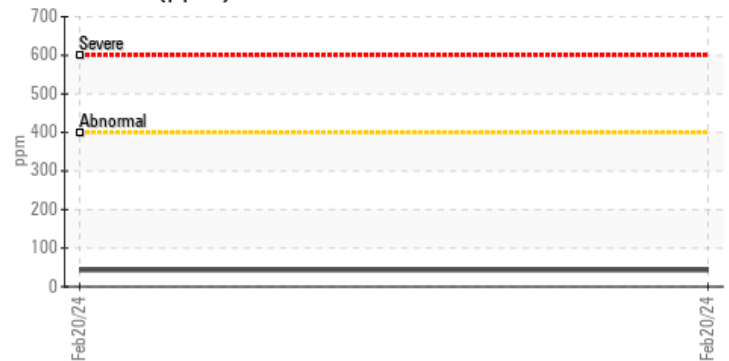
### Chromium (ppm)




### Copper (ppm)



### Silicon (ppm)



### Viscosity @ 40°C



### Additives

