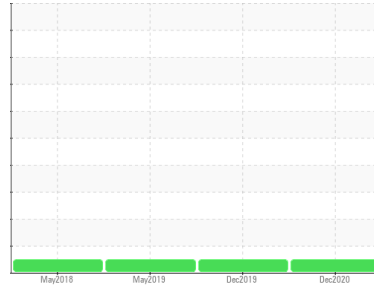




OIL ANALYSIS REPORT

Sample Rating Trend

NORMAL



Machine Id
CAMPGEN2LUB

Component
Unknown Component

Fluid
PETRO CANADA HARMONY R&O 46 (--- GAL)

DIAGNOSIS

Recommendation

Resample at the next service interval to monitor.
NOTE: Please provide information regarding reservoir capacity, filter type and micron rating with next sample.

Wear

All component wear rates are normal.

Contamination

There is no indication of any contamination in the sample.

Fluid Condition

The AN level is acceptable for this fluid. The condition of the sample is suitable for further service.

SAMPLE INFORMATION

	method	limit/base	current	history1	history2
Sample Number	Client Info		WC0423440	WC0373481	WC119392
Sample Date	Client Info		17 Dec 2020	05 Dec 2019	07 May 2019
Machine Age	hrs	Client Info	97913	169711	187991
Oil Age	hrs	Client Info	351	0	24645
Oil Changed		Client Info	Changed	N/A	N/A
Sample Status			NORMAL	NORMAL	NORMAL

WEAR METALS

	method	limit/base	current	history1	history2
PQ	ASTM D8184*		0	5	11
Iron	ppm	ASTM D5185(m)	0	0	0
Chromium	ppm	ASTM D5185(m)	0	0	0
Nickel	ppm	ASTM D5185(m)	0	<1	0
Titanium	ppm	ASTM D5185(m)	0	0	0
Silver	ppm	ASTM D5185(m)	0	0	0
Aluminum	ppm	ASTM D5185(m)	<1	0	0
Lead	ppm	ASTM D5185(m)	1	3	4
Copper	ppm	ASTM D5185(m)	<1	<1	0
Tin	ppm	ASTM D5185(m)	<1	<1	0
Antimony	ppm	ASTM D5185(m)	0	<1	<1
Vanadium	ppm	ASTM D5185(m)	0	0	0
Beryllium	ppm	ASTM D5185(m)	0	0	0
Cadmium	ppm	ASTM D5185(m)	0	0	<1

ADDITIVES

	method	limit/base	current	history1	history2
Boron	ppm	ASTM D5185(m)	<1	<1	0
Barium	ppm	ASTM D5185(m)	<1	<1	<1
Molybdenum	ppm	ASTM D5185(m)	0	0	0
Manganese	ppm	ASTM D5185(m)	0	0	<1
Magnesium	ppm	ASTM D5185(m)	<1	<1	<1
Calcium	ppm	ASTM D5185(m)	<1	2	1
Phosphorus	ppm	ASTM D5185(m)	3	14	9
Zinc	ppm	ASTM D5185(m)	<1	9	2
Sulfur	ppm	ASTM D5185(m)	31	99	78
Lithium	ppm	ASTM D5185(m)	<1	<1	0

CONTAMINANTS

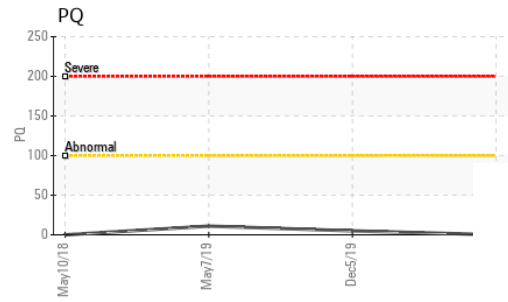
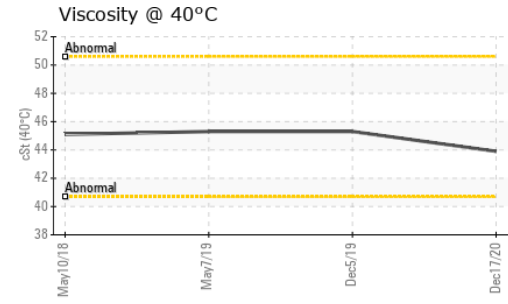
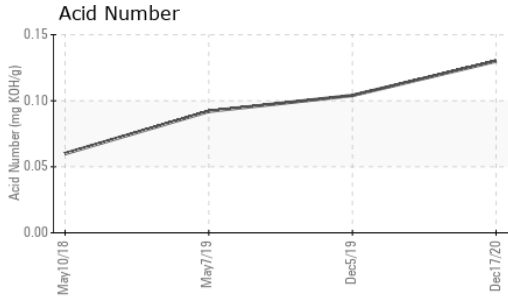
	method	limit/base	current	history1	history2
Silicon	ppm	ASTM D5185(m)	<1	0	0
Sodium	ppm	ASTM D5185(m)	<1	0	0
Potassium	ppm	ASTM D5185(m) >20	0	<1	<1

FLUID DEGRADATION

	method	limit/base	current	history1	history2
Acid Number (AN)	mg KOH/g	ASTM D974*	0.13	0.104	0.092




OIL ANALYSIS REPORT



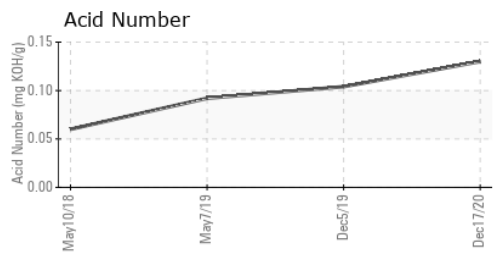
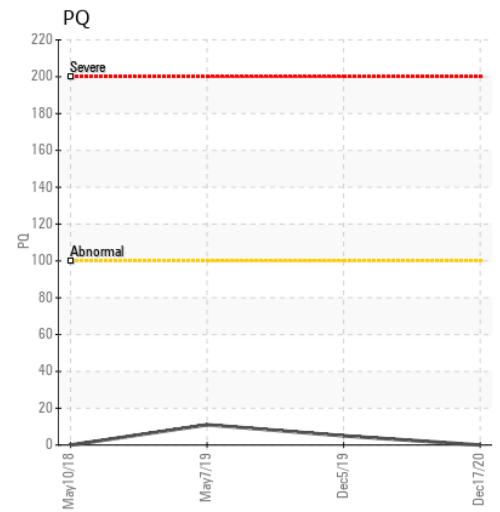
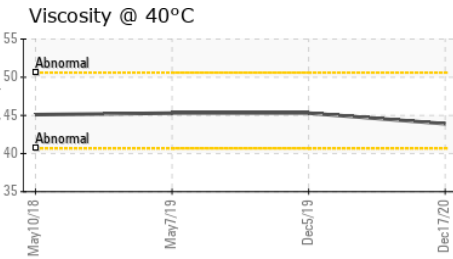
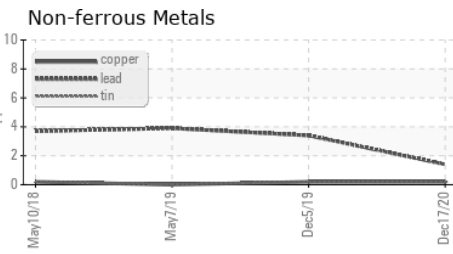
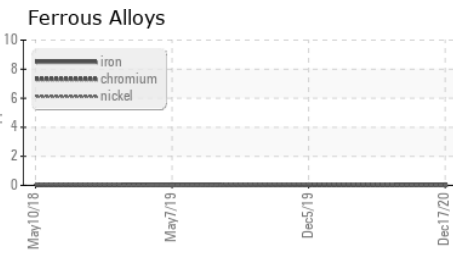
VISUAL	method	limit/base	current	history1	history2
White Metal	scalar	Visual*	NONE	NONE	NONE
Yellow Metal	scalar	Visual*	NONE	NONE	NONE
Precipitate	scalar	Visual*	NONE	NONE	NONE
Silt	scalar	Visual*	NONE	NONE	NONE
Debris	scalar	Visual*	NONE	NONE	NONE
Sand/Dirt	scalar	Visual*	NONE	NONE	NONE
Appearance	scalar	Visual*	NORML	NORML	NORML
Odor	scalar	Visual*	NORML	NORML	NORML
Emulsified Water	scalar	Visual*	NEG	NEG	NEG
Free Water	scalar	Visual*	NEG	NEG	NEG

FLUID PROPERTIES	method	limit/base	current	history1	history2
Visc @ 40°C	cSt	ASTM D7279(m)	43.9	45.3	45.3

SAMPLE IMAGES	method	limit/base	current	history1	history2
---------------	--------	------------	---------	----------	----------



GRAPHS



Laboratory : WearCheck - C8-1175 Appleby Line, Burlington, ON L7L 5H9
Sample No. : WC0423440 **Received** : 23 Dec 2020
Lab Number : 02394797 **Diagnosed** : 23 Dec 2020
Unique Number : 5150255 **Diagnostician** : Kevin Marson
Test Package : IND 2 (Additional Tests: TAN Man)

PETERBOROUGH UTILITIES INC
 1867 ASHBURNHAM DRIVE
 PETERBOROUGH, ON
 CA K9L 1P8
 Contact: Nelson Ross
 nross@pui.ca
 T: (705)760-6119
 F: (705)748-3138

To discuss this sample report, contact Customer Service at 1-800-268-2131.
 Test denoted (*) outside scope of accreditation, (m) method modified, (e) tested at external lab.
 Validity of results and interpretation are based on the sample and information as supplied.