



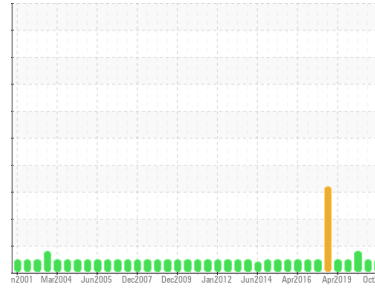
OIL ANALYSIS REPORT

Sample Rating Trend

NORMAL



Area
[188525]
 Machine Id
PBK-G-TUBR
 Component
Bearing
 Fluid
MOBIL DTE OIL HVY MEDIUM (32 LTR)



DIAGNOSIS

Recommendation

Resample at the next service interval to monitor.

Wear

All component wear rates are normal.

Contamination

There is no indication of any contamination in the oil.

Fluid Condition

The AN level is acceptable for this fluid. The condition of the oil is suitable for further service.

SAMPLE INFORMATION

method	limit/base	current	history1	history2
Sample Number	Client Info	WC0445199	WC0327920	WC0327874
Sample Date	Client Info	20 Oct 2021	30 Apr 2021	15 Oct 2020
Machine Age	hrs	Client Info	0	0
Oil Age	hrs	Client Info	0	0
Oil Changed	Client Info	N/A	N/A	N/A
Sample Status		NORMAL	NORMAL	ATTENTION

CONTAMINATION

method	limit/base	current	history1	history2
Water	WC Method >2	NEG	NEG	NEG

WEAR METALS

method	limit/base	current	history1	history2
PQ	ASTM D8184*	0	0	0
Iron	ppm	ASTM D5185(m) >63	1	2
Chromium	ppm	ASTM D5185(m)	0	0
Nickel	ppm	ASTM D5185(m)	<1	<1
Titanium	ppm	ASTM D5185(m)	0	0
Silver	ppm	ASTM D5185(m)	<1	<1
Aluminum	ppm	ASTM D5185(m) >2	0	<1
Lead	ppm	ASTM D5185(m) >161	44	41
Copper	ppm	ASTM D5185(m) >13	2	1
Tin	ppm	ASTM D5185(m) >27	<1	<1
Antimony	ppm	ASTM D5185(m)	0	0
Vanadium	ppm	ASTM D5185(m)	0	0
Beryllium	ppm	ASTM D5185(m)	0	0
Cadmium	ppm	ASTM D5185(m)	6	6

ADDITIVES

method	limit/base	current	history1	history2
Boron	ppm	ASTM D5185(m)	<1	<1
Barium	ppm	ASTM D5185(m)	0	0
Molybdenum	ppm	ASTM D5185(m)	0	0
Manganese	ppm	ASTM D5185(m)	<1	<1
Magnesium	ppm	ASTM D5185(m)	0	<1
Calcium	ppm	ASTM D5185(m)	<1	<1
Phosphorus	ppm	ASTM D5185(m)	111	102
Zinc	ppm	ASTM D5185(m)	44	43
Sulfur	ppm	ASTM D5185(m)	1610	1521
Lithium	ppm	ASTM D5185(m)	<1	<1

CONTAMINANTS

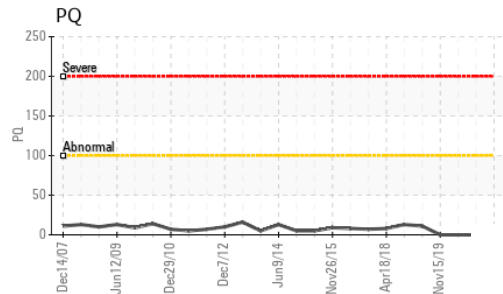
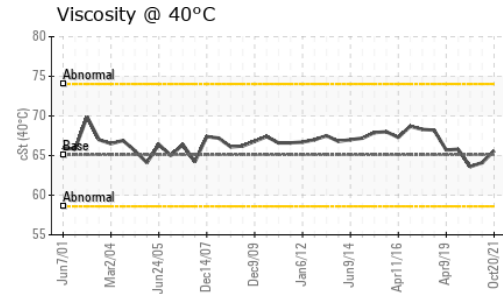
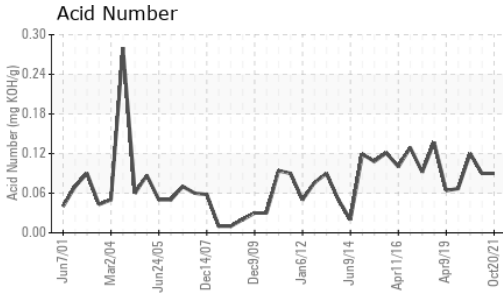
method	limit/base	current	history1	history2
Silicon	ppm	ASTM D5185(m) >12	2	3
Sodium	ppm	ASTM D5185(m)	0	0
Potassium	ppm	ASTM D5185(m) >20	<1	<1

FLUID DEGRADATION

method	limit/base	current	history1	history2
Acid Number (AN)	mg KOH/g	ASTM D974*	0.09	0.09




OIL ANALYSIS REPORT



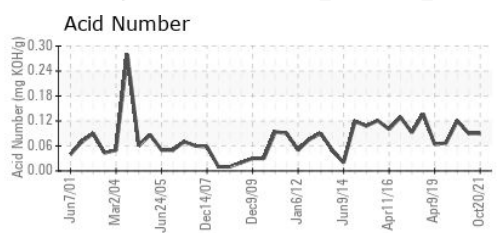
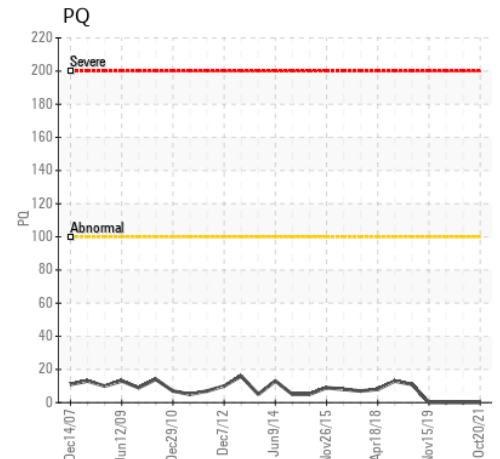
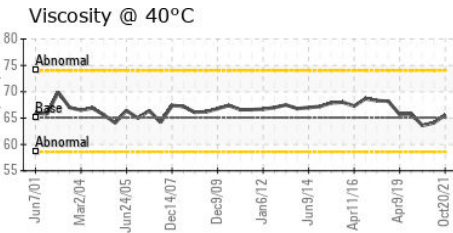
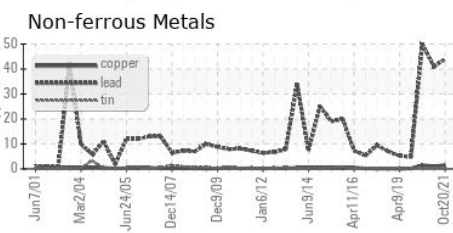
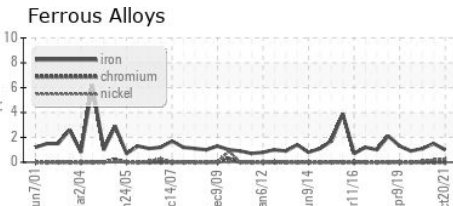
VISUAL	method	limit/base	current	history1	history2
White Metal	scalar	Visual*	NONE	NONE	VLITE
Yellow Metal	scalar	Visual*	NONE	NONE	NONE
Precipitate	scalar	Visual*	NONE	NONE	NONE
Silt	scalar	Visual*	NONE	NONE	NONE
Debris	scalar	Visual*	NONE	NONE	NONE
Sand/Dirt	scalar	Visual*	NONE	NONE	VLITE
Appearance	scalar	Visual*	NORML	NORML	NORML
Odor	scalar	Visual*	NORML	NORML	NORML
Emulsified Water	scalar	Visual*	>2	NEG	NEG
Free Water	scalar	Visual*		NEG	NEG

FLUID PROPERTIES	method	limit/base	current	history1	history2
Visc @ 40°C	cSt	ASTM D7279(m)	65.1	65.6	64.1

SAMPLE IMAGES	method	limit/base	current	history1	history2
---------------	--------	------------	---------	----------	----------



GRAPHS



Laboratory : WearCheck - C8-1175 Appleby Line, Burlington, ON L7L 5H9
 Sample No. : WC0445199
 Lab Number : 02467356
 Unique Number : 5344274
 Test Package : IND 2 (Additional Tests: TAN Man)

NEWFOUNDLAND POWER INC.
 50 DUFFY PLACE, PO BOX 8910
 ST. JOHNS, NL
 CA A1B 3P6
 Contact: Paul Martin
 pmartin@newfoundlandpower.com
 T:
 F: (709)737-2926

To discuss this sample report, contact Customer Service at 1-800-268-2131.
 Test denoted (*) outside scope of accreditation, (m) method modified, (e) tested at external lab.
 Validity of results and interpretation are based on the sample and information as supplied.