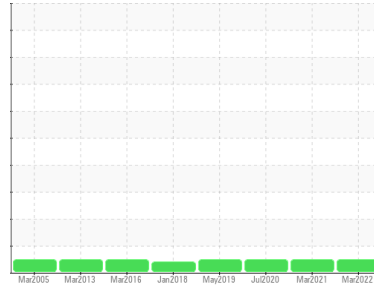




OIL ANALYSIS REPORT

Sample Rating Trend

NORMAL



Area
MANITOU FALLS GS
 Machine Id
FP2G1
 Component
Governor System
 Fluid
ESSO TERESSO ISO 46 (--- GAL)

DIAGNOSIS

Recommendation

Resample at the next service interval to monitor.
 NOTE: Please provide information regarding reservoir capacity, filter type and micron rating with next sample.

Wear

All component wear rates are normal.

Contamination

The system cleanliness is acceptable for your target ISO 4406 cleanliness code. The system and fluid cleanliness is acceptable.

Fluid Condition

The AN level is acceptable for this fluid. The condition of the oil is suitable for further service.

SAMPLE INFORMATION		method	limit/base	current	history1	history2
Sample Number	Client Info			WC0686277	WC0560637	WC0481708
Sample Date	Client Info			25 Mar 2022	29 Mar 2021	08 Jul 2020
Machine Age	hrs	Client Info		0	0	0
Oil Age	hrs	Client Info		0	0	0
Oil Changed	Client Info			N/A	N/A	N/A
Sample Status				NORMAL	NORMAL	NORMAL

CONTAMINATION		method	limit/base	current	history1	history2
Water	WC Method		>0.1	NEG	NEG	NEG

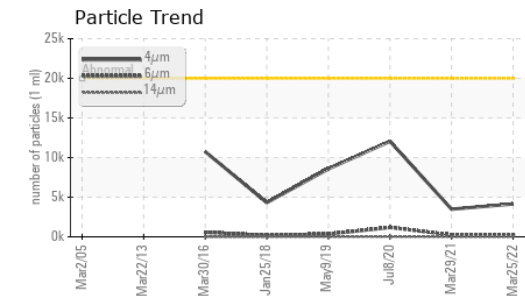
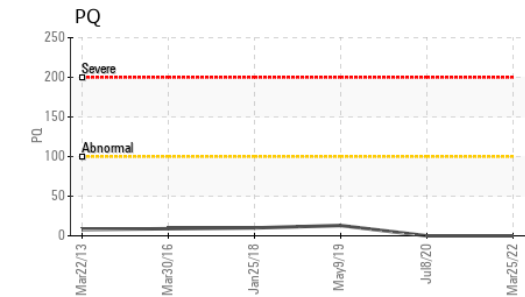
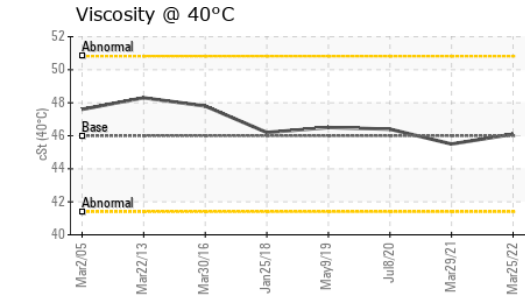
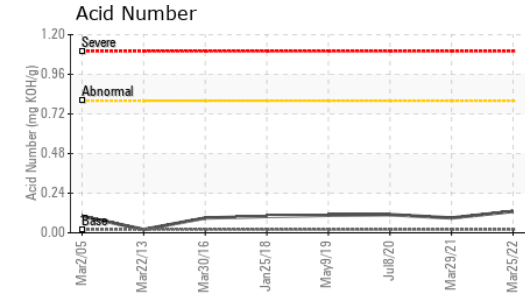
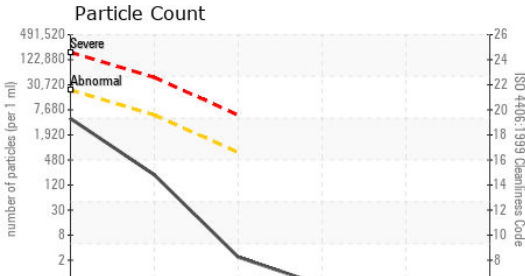
WEAR METALS		method	limit/base	current	history1	history2
PQ		ASTM D8184*		0	---	0
Iron	ppm	ASTM D5185(m)	>50	2	2	2
Chromium	ppm	ASTM D5185(m)		0	<1	0
Nickel	ppm	ASTM D5185(m)		<1	<1	<1
Titanium	ppm	ASTM D5185(m)		0	0	0
Silver	ppm	ASTM D5185(m)		0	<1	0
Aluminum	ppm	ASTM D5185(m)	>3	<1	<1	<1
Lead	ppm	ASTM D5185(m)	>75	<1	<1	<1
Copper	ppm	ASTM D5185(m)	>15	0	<1	0
Tin	ppm	ASTM D5185(m)	>55	0	0	0
Antimony	ppm	ASTM D5185(m)		0	0	0
Vanadium	ppm	ASTM D5185(m)		0	0	0
Beryllium	ppm	ASTM D5185(m)		0	0	0
Cadmium	ppm	ASTM D5185(m)		0	0	0

ADDITIVES		method	limit/base	current	history1	history2
Boron	ppm	ASTM D5185(m)	0	<1	<1	<1
Barium	ppm	ASTM D5185(m)		0	<1	0
Molybdenum	ppm	ASTM D5185(m)	0	0	0	0
Manganese	ppm	ASTM D5185(m)		0	0	0
Magnesium	ppm	ASTM D5185(m)	0	0	0	<1
Calcium	ppm	ASTM D5185(m)	0	5	<1	<1
Phosphorus	ppm	ASTM D5185(m)	2.4	4	4	2
Zinc	ppm	ASTM D5185(m)	0	4	1	1
Sulfur	ppm	ASTM D5185(m)		1924	1908	1942
Lithium	ppm	ASTM D5185(m)		<1	<1	<1

CONTAMINANTS		method	limit/base	current	history1	history2
Silicon	ppm	ASTM D5185(m)	>8	<1	1	<1
Sodium	ppm	ASTM D5185(m)		0	0	<1
Potassium	ppm	ASTM D5185(m)	>20	<1	<1	1



OIL ANALYSIS REPORT



Laboratory : WearCheck - C8-1175 Appleby Line, Burlington, ON L7L 5H9
Sample No. : WC0686277
Lab Number : 02499192
Unique Number : 5424152
Test Package : IND 2 (Additional Tests: PrtCount, TAN Man)

Ontario Power Generation
 KENORA PRODUCTION CENTRE, 200-60 FOURTEENTH ST N.
 KENORA, ON
 CA P9N 4M9
 Contact: Josh Robinson
 josh.robinson@opg.com

To discuss this sample report, contact Customer Service at 1-800-268-2131.
 Test denoted (*) outside scope of accreditation, (m) method modified, (e) tested at external lab.
 Validity of results and interpretation are based on the sample and information as supplied.

FLUID CLEANLINESS	method	limit/base	current	history1	history2
Particles >4µm	ASTM D7647	>20000	4147	3485	12055
Particles >6µm	ASTM D7647	>5000	186	241	1185
Particles >14µm	ASTM D7647	>640	2	5	21
Particles >21µm	ASTM D7647	>160	0	0	5
Particles >38µm	ASTM D7647	>40	0	0	0
Particles >71µm	ASTM D7647	>10	0	0	0
Oil Cleanliness	ISO 4406 (c)	>21/19/16	19/15/9	19/15/10	21/17/12

FLUID DEGRADATION	method	limit/base	current	history1	history2
Acid Number (AN)	mg KOH/g ASTM D974*	0.02	0.13	0.09	0.11

VISUAL	method	limit/base	current	history1	history2
White Metal	scalar Visual*	NONE	NONE	NONE	NONE
Yellow Metal	scalar Visual*	NONE	NONE	NONE	NONE
Precipitate	scalar Visual*	NONE	NONE	NONE	NONE
Silt	scalar Visual*	NONE	NONE	NONE	NONE
Debris	scalar Visual*	NONE	NONE	NONE	NONE
Sand/Dirt	scalar Visual*	NONE	NONE	NONE	NONE
Appearance	scalar Visual*	NORML	NORML	NORML	NORML
Odor	scalar Visual*	NORML	NORML	NORML	NORML
Emulsified Water	scalar Visual*	>0.1	NEG	NEG	NEG
Free Water	scalar Visual*		NEG	NEG	NEG

FLUID PROPERTIES	method	limit/base	current	history1	history2
Visc @ 40°C	cSt ASTM D7279(m)	46	46.1	45.5	46.4

SAMPLE IMAGES

