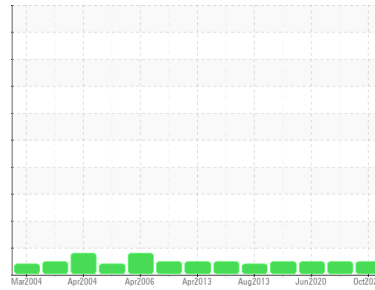




OIL ANALYSIS REPORT

Sample Rating Trend



NORMAL



Machine Id WES PT LUBE SYSTEM

Component
Lube System
Fluid

IRVING D & E ISO 32 (5000 LTR)

DIAGNOSIS

Recommendation

Resample at the next service interval to monitor. Please contact your representative for information regarding the proper sampling kits for your service. NOTE: We recommend using Advanced Oil Monitoring (AOM) kits for this system. The AOM test package includes advanced level testing to determine the suitability of turbine and large industrial compressor oils for continued use.

Wear

All component wear rates are normal.

Contamination

The system cleanliness is acceptable for your target ISO 4406 cleanliness code. The system and fluid cleanliness is acceptable.

Fluid Condition

The AN level is acceptable for this fluid. The condition of the oil is acceptable for the time in service (unconfirmed).

SAMPLE INFORMATION		method	limit/base	current	history1	history2
Sample Number	Client Info			WC0445157	WC0327901	WC838121
Sample Date	Client Info			19 Oct 2022	18 Aug 2021	18 Jun 2020
Machine Age	hrs	Client Info		3	0	0
Oil Age	hrs	Client Info		0	0	0
Oil Changed	Client Info			N/A	N/A	N/A
Sample Status				NORMAL	NORMAL	NORMAL

CONTAMINATION		method	limit/base	current	history1	history2
Water	WC Method		>0.05	NEG	NEG	NEG

WEAR METALS		method	limit/base	current	history1	history2
Iron	ppm	ASTM D5185(m)	>20	<1	0	0
Chromium	ppm	ASTM D5185(m)	>20	0	0	0
Nickel	ppm	ASTM D5185(m)	>20	0	<1	0
Titanium	ppm	ASTM D5185(m)		0	0	0
Silver	ppm	ASTM D5185(m)		0	0	0
Aluminum	ppm	ASTM D5185(m)	>20	0	0	0
Lead	ppm	ASTM D5185(m)	>20	<1	<1	0
Copper	ppm	ASTM D5185(m)	>20	<1	<1	<1
Tin	ppm	ASTM D5185(m)	>20	0	<1	0
Antimony	ppm	ASTM D5185(m)		<1	<1	0
Vanadium	ppm	ASTM D5185(m)		0	0	0
Beryllium	ppm	ASTM D5185(m)		0	0	0
Cadmium	ppm	ASTM D5185(m)		0	0	0

ADDITIVES		method	limit/base	current	history1	history2
Boron	ppm	ASTM D5185(m)	0.0	0	<1	<1
Barium	ppm	ASTM D5185(m)	0.2	0	0	0
Molybdenum	ppm	ASTM D5185(m)	0.0	0	0	0
Manganese	ppm	ASTM D5185(m)		0	0	0
Magnesium	ppm	ASTM D5185(m)	0.3	0	<1	0
Calcium	ppm	ASTM D5185(m)	2.0	<1	<1	<1
Phosphorus	ppm	ASTM D5185(m)	4.6	0	2	4
Zinc	ppm	ASTM D5185(m)	7.4	3	3	3
Sulfur	ppm	ASTM D5185(m)		3748	3643	3671
Lithium	ppm	ASTM D5185(m)		<1	<1	<1

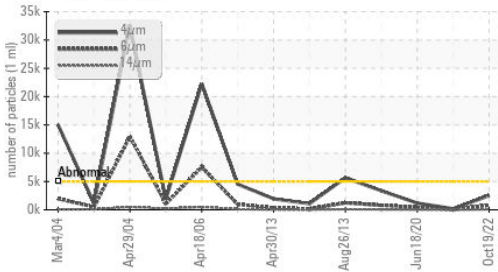
CONTAMINANTS		method	limit/base	current	history1	history2
Silicon	ppm	ASTM D5185(m)	>15	2	2	1
Sodium	ppm	ASTM D5185(m)		0	0	<1
Potassium	ppm	ASTM D5185(m)	>20	<1	0	<1

FLUID CLEANLINESS		method	limit/base	current	history1	history2
Particles >4µm		ASTM D7647	>5000	2520	183	1187
Particles >6µm		ASTM D7647	>1300	803	48	433
Particles >14µm		ASTM D7647	>160	88	5	39
Particles >21µm		ASTM D7647	>40	16	3	11
Particles >38µm		ASTM D7647	>10	0	0	0
Particles >71µm		ASTM D7647	>3	0	0	0
Oil Cleanliness		ISO 4406 (c)	>19/17/14	19/17/14	15/13/10	17/16/12

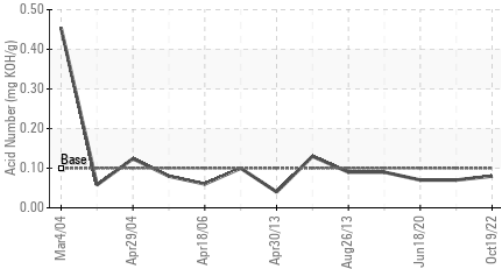


OIL ANALYSIS REPORT

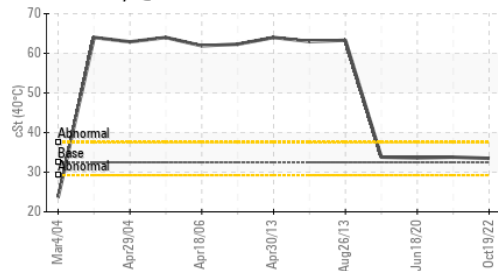
Particle Trend



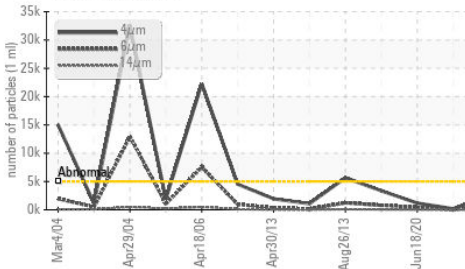
Acid Number



Viscosity @ 40°C



Particle Trend




FLUID DEGRADATION method limit/base current history1 history2

Acid Number (AN)	mg KOH/g	ASTM D974*	0.10	0.08	0.07	0.07
VISUAL method limit/base current history1 history2						
White Metal	scalar	Visual*	NONE	NONE	NONE	NONE
Yellow Metal	scalar	Visual*	NONE	NONE	NONE	NONE
Precipitate	scalar	Visual*	NONE	NONE	NONE	NONE
Silt	scalar	Visual*	NONE	NONE	NONE	NONE
Debris	scalar	Visual*	NONE	NONE	NONE	NONE
Sand/Dirt	scalar	Visual*	NONE	NONE	NONE	NONE
Appearance	scalar	Visual*	NORML	NORML	NORML	NORML
Odor	scalar	Visual*	NORML	NORML	NORML	NORML
Emulsified Water	scalar	Visual*	>0.05	NEG	NEG	NEG
Free Water	scalar	Visual*		NEG	NEG	NEG

FLUID PROPERTIES method limit/base current history1 history2

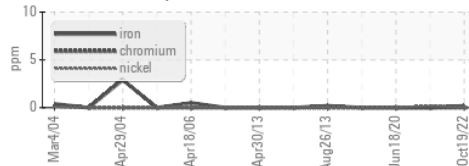
Visc @ 40°C	cSt	ASTM D7279(m)	32.5	33.5	33.8	33.6
-------------	-----	---------------	------	-------------	------	------

SAMPLE IMAGES method limit/base current history1 history2

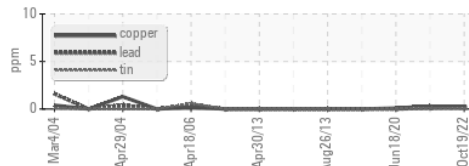


GRAPHS

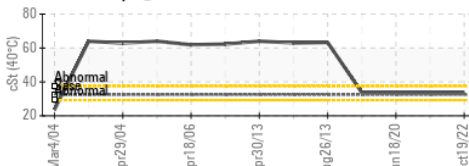
Ferrous Alloys



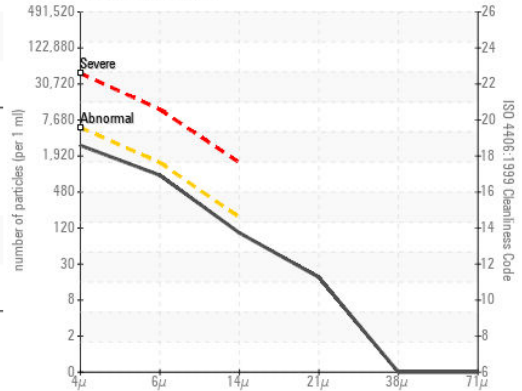
Non-ferrous Metals



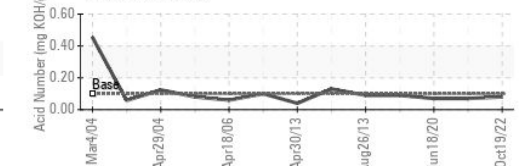
Viscosity @ 40°C



Particle Count



Acid Number



Laboratory : WearCheck - C8-1175 Appleby Line, Burlington, ON L7L 5H9
 Sample No. : WC0445157 Received : 20 Oct 2022
 Lab Number : 02517589 Diagnosed : 21 Oct 2022
 Unique Number : 5474569 Diagnostician : Wes Davis
 Test Package : IND 2 (Additional Tests: TAN Man)

NEWFOUNDLAND POWER INC.
 50 DUFFY PLACE, PO BOX 8910
 ST. JOHNS, NL
 CA A1B 3P6
 Contact: Paul Martin
 pmartin@newfoundlandpower.com
 T:
 F: (709)737-2926

To discuss this sample report, contact Customer Service at 1-800-268-2131.
 Test denoted (*) outside scope of accreditation, (m) method modified, (e) tested at external lab.
 Validity of results and interpretation are based on the sample and information as supplied.