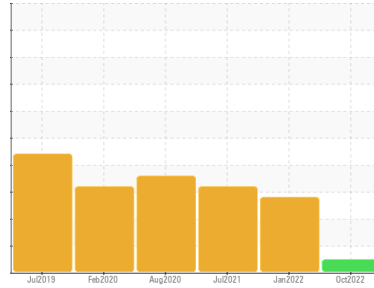




OIL ANALYSIS REPORT

Sample Rating Trend



NORMAL



Machine Id
#5 NH3 Compressor
 Component
Reciprocating Compressor
 Fluid
NOCO NOCOHILL OIL ISO 68 (200 LTR)

DIAGNOSIS

Recommendation

Resample at the next service interval to monitor.

Wear

All component wear rates are normal.

Contamination

The water content is negligible. There is no indication of any contamination in the oil.

Fluid Condition

The AN level is acceptable for this fluid. The condition of the oil is suitable for further service.

SAMPLE INFORMATION

	method	limit/base	current	history1	history2
Sample Number	Client Info		PP	PP	PP
Sample Date	Client Info		14 Oct 2022	24 Jan 2022	10 Jul 2021
Machine Age	hrs Client Info		0	0	0
Oil Age	hrs Client Info		0	0	0
Oil Changed	Client Info		N/A	N/A	N/A
Sample Status			NORMAL	SEVERE	SEVERE

WEAR METALS

	method	limit/base	current	history1	history2
PQ	ASTM D8184*		0	---	---
Iron	ppm ASTM D5185(m)	>50	19	14	13
Chromium	ppm ASTM D5185(m)	>10	0	<1	<1
Nickel	ppm ASTM D5185(m)		<1	<1	<1
Titanium	ppm ASTM D5185(m)		0	0	0
Silver	ppm ASTM D5185(m)		0	<1	0
Aluminum	ppm ASTM D5185(m)	>25	<1	0	0
Lead	ppm ASTM D5185(m)	>25	<1	<1	<1
Copper	ppm ASTM D5185(m)	>50	1	1	1
Tin	ppm ASTM D5185(m)	>15	<1	<1	<1
Antimony	ppm ASTM D5185(m)		1	0	0
Vanadium	ppm ASTM D5185(m)		0	0	0
Beryllium	ppm ASTM D5185(m)		0	0	0
Cadmium	ppm ASTM D5185(m)		0	0	0

ADDITIVES

	method	limit/base	current	history1	history2
Boron	ppm ASTM D5185(m)		0	<1	<1
Barium	ppm ASTM D5185(m)		0	0	0
Molybdenum	ppm ASTM D5185(m)		0	0	0
Manganese	ppm ASTM D5185(m)		<1	<1	<1
Magnesium	ppm ASTM D5185(m)		0	0	0
Calcium	ppm ASTM D5185(m)		0	<1	<1
Phosphorus	ppm ASTM D5185(m)		0	0	0
Zinc	ppm ASTM D5185(m)		1	<1	<1
Sulfur	ppm ASTM D5185(m)		39	38	125
Lithium	ppm ASTM D5185(m)		<1	<1	<1

CONTAMINANTS

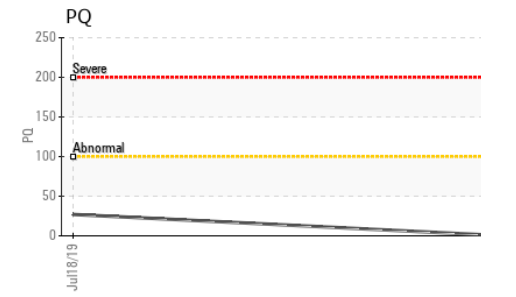
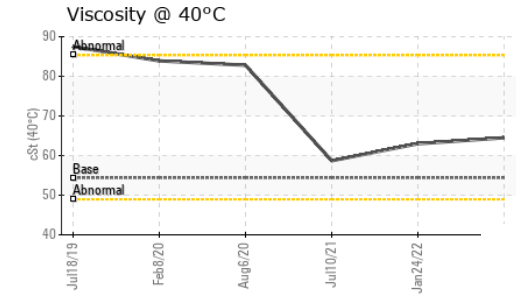
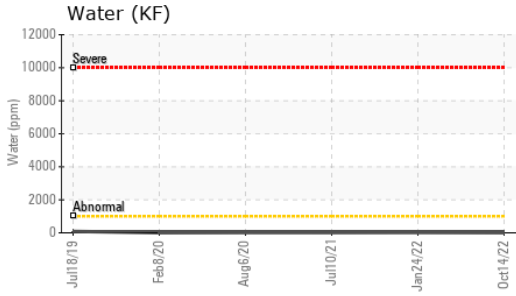
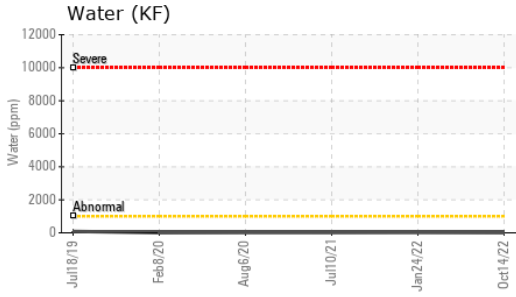
	method	limit/base	current	history1	history2
Silicon	ppm ASTM D5185(m)	>25	<1	<1	<1
Sodium	ppm ASTM D5185(m)		0	0	0
Potassium	ppm ASTM D5185(m)	>20	0	<1	<1
Water	% ASTM D6304*	>0.1	0.001	0.002	0.001
ppm Water	ppm ASTM D6304*	>1000	6.6	17.1	12.6

FLUID DEGRADATION

	method	limit/base	current	history1	history2
Acid Number (AN)	mg KOH/g ASTM D974*		0.03	0.02	0.01




OIL ANALYSIS REPORT



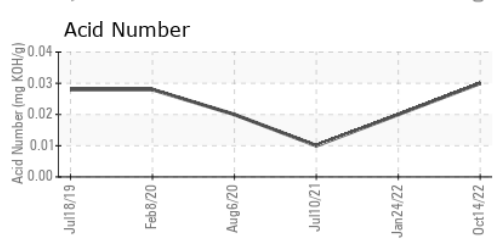
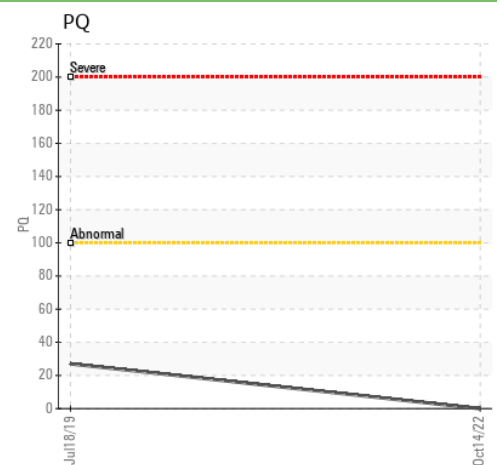
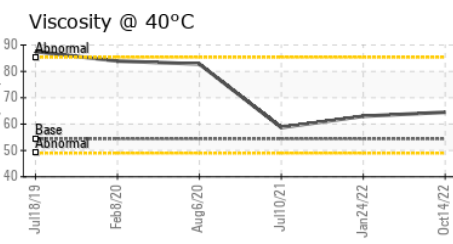
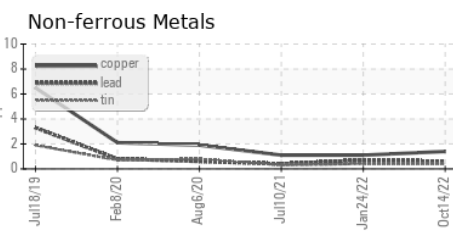
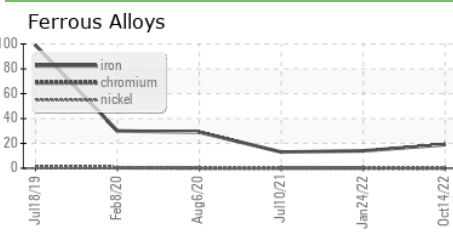
VISUAL	method	limit/base	current	history1	history2
White Metal	scalar	Visual*	NONE	NONE	NONE
Yellow Metal	scalar	Visual*	NONE	NONE	NONE
Precipitate	scalar	Visual*	NONE	NONE	NONE
Silt	scalar	Visual*	NONE	NONE	NONE
Debris	scalar	Visual*	NONE	NONE	NONE
Sand/Dirt	scalar	Visual*	NONE	NONE	NONE
Appearance	scalar	Visual*	NORML	NORML	NORML
Odor	scalar	Visual*	NORML	NORML	NORML
Emulsified Water	scalar	Visual*	>0.1	NEG	NEG
Free Water	scalar	Visual*		NEG	NEG

FLUID PROPERTIES	method	limit/base	current	history1	history2	
Visc @ 40°C	cSt	ASTM D7279(m)	54.4	64.5	63.0	58.7

SAMPLE IMAGES	method	limit/base	current	history1	history2
---------------	--------	------------	---------	----------	----------



GRAPHS



Laboratory : WearCheck - C8-1175 Appleby Line, Burlington, ON L7L 5H9
Sample No. : PP **Received** : 25 Oct 2022
Lab Number : 02518365 **Diagnosed** : 26 Oct 2022
Unique Number : 5475345 **Diagnostician** : Wes Davis
Test Package : IND 2 (Additional Tests: KF)

MOLSON TORONTO
 1 CARLINGVIEW DRIVE
 TORONTO, ON
 CA M9W 5E5
 Contact: Brian Goddard
 brian.goddard@molsoncoors.com
 T:
 F:

To discuss this sample report, contact Customer Service at 1-800-268-2131.
 Test denoted (*) outside scope of accreditation, (m) method modified, (e) tested at external lab.
 Validity of results and interpretation are based on the sample and information as supplied.