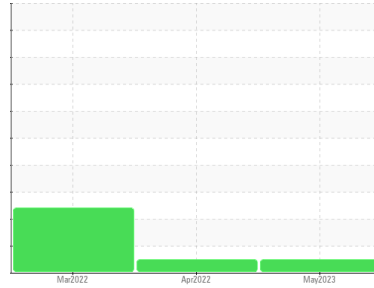




OIL ANALYSIS REPORT

Sample Rating Trend



NORMAL



Machine Id
TRK 224

Component
Diesel Engine

Fluid
DIESEL ENGINE OIL SAE 15W40 (--- GAL)

DIAGNOSIS

Recommendation

Resample at the next service interval to monitor. Please specify the component make and model with your next sample.

Wear

All component wear rates are normal.

Contamination

There is no indication of any contamination in the oil.

Fluid Condition

The condition of the oil is acceptable for the time in service.

SAMPLE INFORMATION

| | method | limit/base | current | history1 | history2 |
|---------------|-------------|-------------|--------------------|-------------|-------------|
| Sample Number | Client Info | | WC0801045 | WC0650216 | WC0650233 |
| Sample Date | Client Info | | 27 May 2023 | 17 Apr 2022 | 30 Mar 2022 |
| Machine Age | hrs | Client Info | 0 | 912 | 0 |
| Oil Age | hrs | Client Info | 0 | 0 | 0 |
| Oil Changed | Client Info | | Changed | N/A | N/A |
| Sample Status | | | NORMAL | NORMAL | ABNORMAL |

CONTAMINATION

| | method | limit/base | current | history1 | history2 |
|--------|-----------|------------|----------------|----------|----------|
| Fuel | WC Method | >5 | <1.0 | <1.0 | <1.0 |
| Water | WC Method | >0.2 | NEG | NEG | NEG |
| Glycol | WC Method | | NEG | NEG | NEG |

WEAR METALS

| | method | limit/base | current | history1 | history2 | |
|-----------|--------|---------------|---------|--------------|----------|-----|
| Iron | ppm | ASTM D5185(m) | >100 | 17 | 22 | 63 |
| Chromium | ppm | ASTM D5185(m) | >20 | 1 | 2 | 5 |
| Nickel | ppm | ASTM D5185(m) | >4 | <1 | 0 | <1 |
| Titanium | ppm | ASTM D5185(m) | | <1 | <1 | <1 |
| Silver | ppm | ASTM D5185(m) | >3 | 0 | 0 | 0 |
| Aluminum | ppm | ASTM D5185(m) | >20 | 2 | 4 | ▲ 8 |
| Lead | ppm | ASTM D5185(m) | >40 | <1 | 1 | 3 |
| Copper | ppm | ASTM D5185(m) | >330 | 1 | 4 | 13 |
| Tin | ppm | ASTM D5185(m) | >15 | <1 | <1 | 3 |
| Antimony | ppm | ASTM D5185(m) | | <1 | 0 | <1 |
| Vanadium | ppm | ASTM D5185(m) | | 0 | 0 | 0 |
| Beryllium | ppm | ASTM D5185(m) | | 0 | 0 | 0 |
| Cadmium | ppm | ASTM D5185(m) | | 0 | 0 | 0 |

ADDITIVES

| | method | limit/base | current | history1 | history2 | |
|------------|--------|---------------|---------|--------------|----------|------|
| Boron | ppm | ASTM D5185(m) | 250 | 80 | 122 | 2 |
| Barium | ppm | ASTM D5185(m) | 10 | 0 | <1 | 1 |
| Molybdenum | ppm | ASTM D5185(m) | 100 | 22 | 19 | 59 |
| Manganese | ppm | ASTM D5185(m) | | <1 | <1 | 3 |
| Magnesium | ppm | ASTM D5185(m) | 450 | 320 | 311 | 981 |
| Calcium | ppm | ASTM D5185(m) | 3000 | 1920 | 1742 | 1073 |
| Phosphorus | ppm | ASTM D5185(m) | 1150 | 985 | 983 | 1038 |
| Zinc | ppm | ASTM D5185(m) | 1350 | 1091 | 1130 | 1241 |
| Sulfur | ppm | ASTM D5185(m) | 4250 | 2700 | 2813 | 2452 |
| Lithium | ppm | ASTM D5185(m) | | <1 | <1 | <1 |

CONTAMINANTS

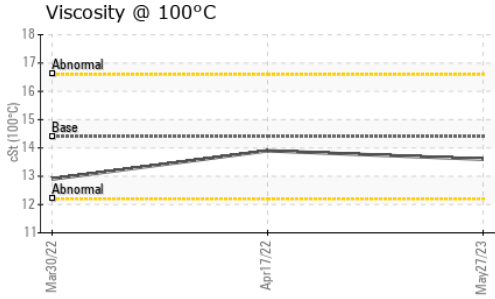
| | method | limit/base | current | history1 | history2 | |
|-----------|--------|---------------|---------|-----------|----------|------|
| Silicon | ppm | ASTM D5185(m) | >25 | 10 | 18 | ▲ 36 |
| Sodium | ppm | ASTM D5185(m) | >158 | 3 | 4 | 6 |
| Potassium | ppm | ASTM D5185(m) | >20 | 4 | 6 | 4 |

INFRA-RED

| | method | limit/base | current | history1 | history2 | |
|-----------|----------|-------------|---------|-------------|----------|------|
| Soot % | % | ASTM D7844* | >3 | 0.2 | 0 | 0.2 |
| Nitration | Abs/cm | ASTM D7624* | >20 | 7.3 | 6.2 | 7.8 |
| Sulfation | Abs/.1mm | ASTM D7415* | >30 | 21.0 | 22.8 | 22.3 |



OIL ANALYSIS REPORT



| FLUID DEGRADATION | | method | limit/base | current | history1 | history2 |
|-------------------|--|--------|------------|---------|----------|----------|
|-------------------|--|--------|------------|---------|----------|----------|

| | | | | | | |
|-----------|----------|-------------|-----|-------------|------|------|
| Oxidation | Abs./1mm | ASTM D7414* | >25 | 17.3 | 16.7 | 16.3 |
|-----------|----------|-------------|-----|-------------|------|------|

| VISUAL | | method | limit/base | current | history1 | history2 |
|--------|--|--------|------------|---------|----------|----------|
|--------|--|--------|------------|---------|----------|----------|

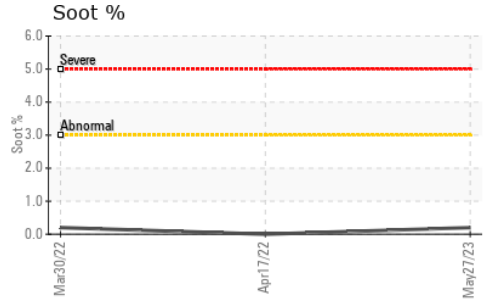
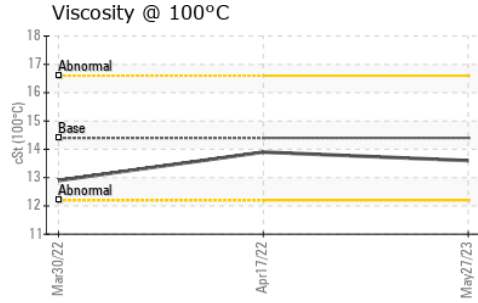
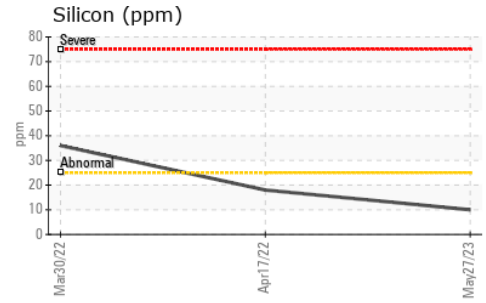
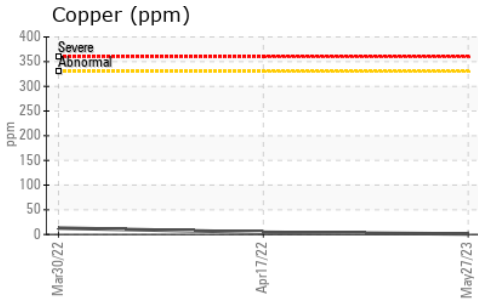
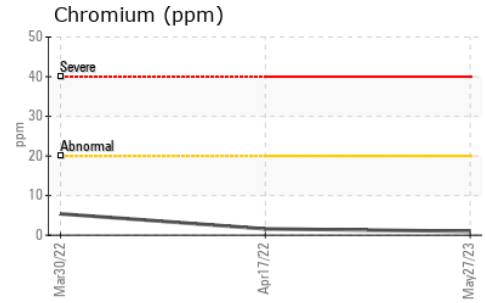
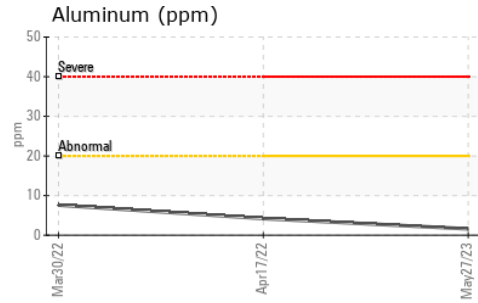
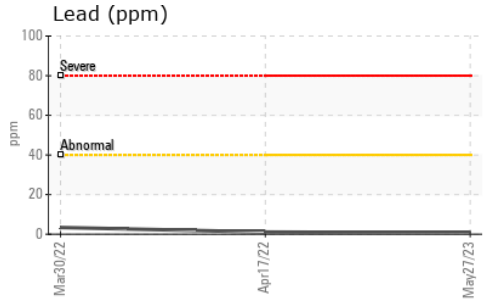
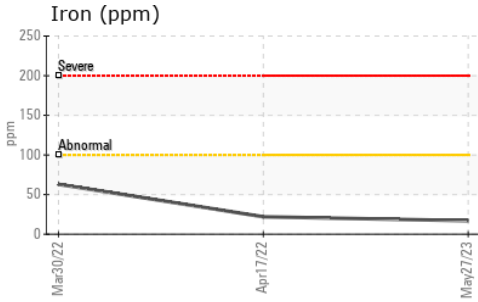
| | | | | | | |
|------------------|--------|---------|------|------------|-----|-----|
| Emulsified Water | scalar | Visual* | >0.2 | NEG | NEG | NEG |
|------------------|--------|---------|------|------------|-----|-----|

| | | | | | | |
|------------|--------|---------|--|------------|-----|-----|
| Free Water | scalar | Visual* | | NEG | NEG | NEG |
|------------|--------|---------|--|------------|-----|-----|

| FLUID PROPERTIES | | method | limit/base | current | history1 | history2 |
|------------------|--|--------|------------|---------|----------|----------|
|------------------|--|--------|------------|---------|----------|----------|

| | | | | | | |
|--------------|-----|---------------|------|-------------|------|------|
| Visc @ 100°C | cSt | ASTM D7279(m) | 14.4 | 13.6 | 13.9 | 12.9 |
|--------------|-----|---------------|------|-------------|------|------|

GRAPHS



Laboratory : WearCheck - C8-1175 Appleby Line, Burlington, ON L7L 5H9
Sample No. : WC0801045 **Received** : 07 Jun 2023
Lab Number : **02562478** **Diagnosed** : 07 Jun 2023
Unique Number : 5591519 **Diagnostician** : Wes Davis
Test Package : MOB 1

Agnico Eagle Canada
 1350 Government Rd. W, MACASSA COMPLEX
 Kirkland Lake, ON
 CA P2N 3J1
 Contact: Jay Gould
 MacassaMobileUGPlanning@agnicoeagle.com
 T: (705)567-5208
 F: (705)567-5221

To discuss this sample report, contact Customer Service at 1-800-268-2131.
 Test denoted (*) outside scope of accreditation, (m) method modified, (e) tested at external lab.
 Validity of results and interpretation are based on the sample and information as supplied.