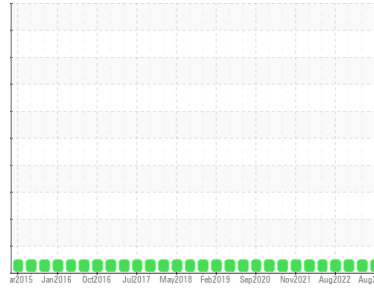




OIL ANALYSIS REPORT

Sample Rating Trend

NORMAL



Machine Id
C25342A #2 Anderson Vertical
 Component
Gearbox
 Fluid
PETRO CANADA PURITY FG EP GEAR OIL 320 (70 LTR)

DIAGNOSIS

Recommendation

Resample at the next service interval to monitor.

Wear

All component wear rates are normal.

Contamination

There is no indication of any contamination in the oil.

Fluid Condition

The AN level is acceptable for this fluid. The condition of the oil is suitable for further service.

SAMPLE INFORMATION

	method	limit/base	current	history1	history2
Sample Number	Client Info		WC0731708	WC	WC0761370
Sample Date	Client Info		05 Aug 2023	01 May 2023	31 Jan 2023
Machine Age	days	Client Info	0	0	0
Oil Age	days	Client Info	0	0	0
Oil Changed	Client Info		N/A	N/A	N/A
Sample Status			NORMAL	NORMAL	NORMAL

WEAR METALS

	method	limit/base	current	history1	history2
PQ	ASTM D8184*		0	0	0
Iron	ppm	ASTM D5185(m) >200	12	14	16
Chromium	ppm	ASTM D5185(m) >15	0	0	0
Nickel	ppm	ASTM D5185(m) >15	0	<1	0
Titanium	ppm	ASTM D5185(m)	0	0	0
Silver	ppm	ASTM D5185(m)	0	0	0
Aluminum	ppm	ASTM D5185(m) >25	<1	<1	<1
Lead	ppm	ASTM D5185(m) >100	0	0	0
Copper	ppm	ASTM D5185(m) >200	1	<1	<1
Tin	ppm	ASTM D5185(m) >25	0	0	0
Antimony	ppm	ASTM D5185(m) >5	0	<1	<1
Vanadium	ppm	ASTM D5185(m)	0	0	0
Beryllium	ppm	ASTM D5185(m)	0	0	0
Cadmium	ppm	ASTM D5185(m)	0	0	0

ADDITIVES

	method	limit/base	current	history1	history2
Boron	ppm	ASTM D5185(m) 0	2	2	2
Barium	ppm	ASTM D5185(m) 0	0	0	0
Molybdenum	ppm	ASTM D5185(m) 0	0	0	0
Manganese	ppm	ASTM D5185(m) 0	<1	<1	<1
Magnesium	ppm	ASTM D5185(m) 0	<1	0	<1
Calcium	ppm	ASTM D5185(m) 0	2	<1	2
Phosphorus	ppm	ASTM D5185(m) 141	92	96	103
Zinc	ppm	ASTM D5185(m) 0	3	2	2
Sulfur	ppm	ASTM D5185(m) 690	616	660	843
Lithium	ppm	ASTM D5185(m)	<1	<1	<1

CONTAMINANTS

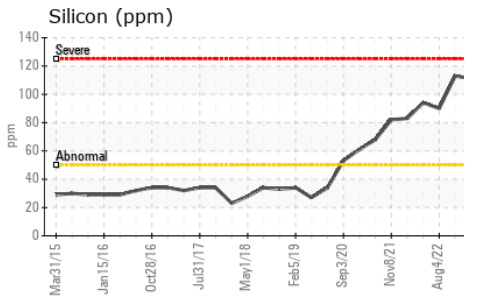
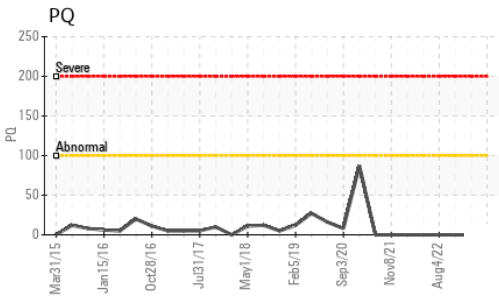
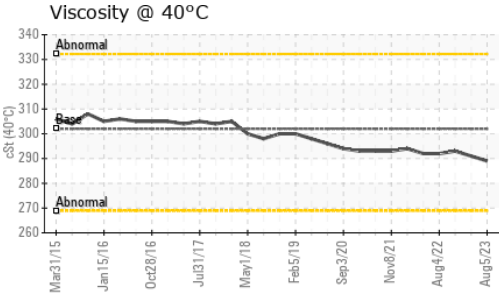
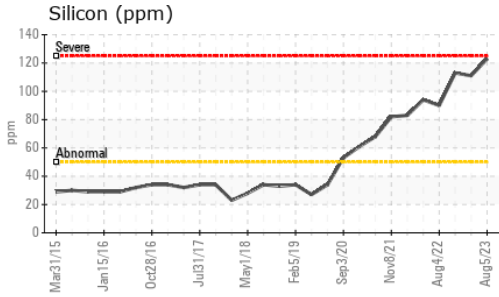
	method	limit/base	current	history1	history2
Silicon	ppm	ASTM D5185(m) >50	123	111	113
Sodium	ppm	ASTM D5185(m)	<1	<1	<1
Potassium	ppm	ASTM D5185(m) >20	<1	<1	0

FLUID DEGRADATION

	method	limit/base	current	history1	history2
Acid Number (AN)	mg KOH/g	ASTM D974* 0.51	0.43	0.45	0.47




OIL ANALYSIS REPORT



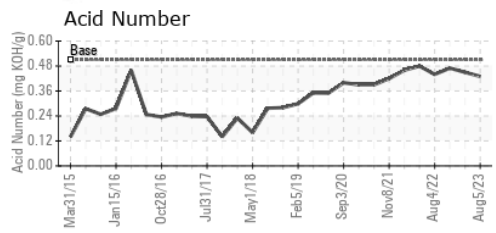
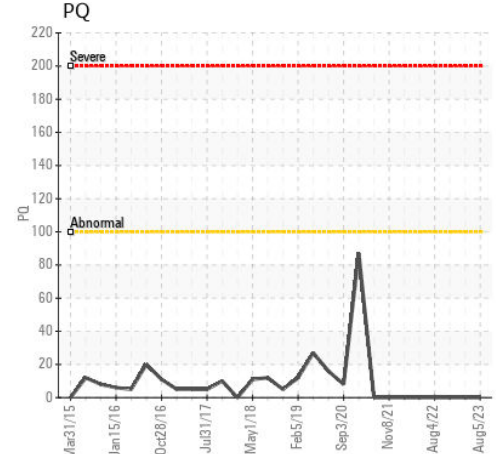
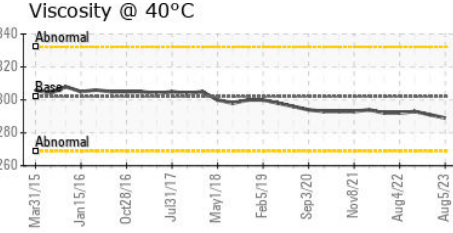
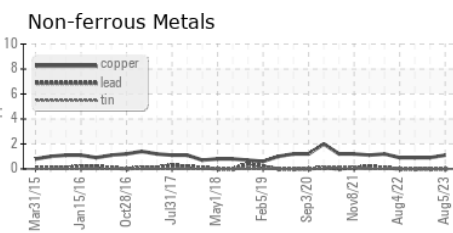
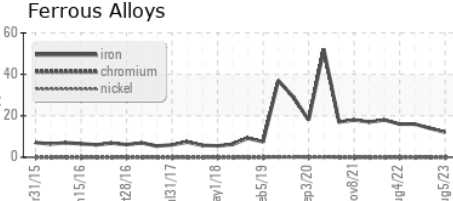
VISUAL	method	limit/base	current	history1	history2
White Metal	scalar	Visual*	NONE	NONE	NONE
Yellow Metal	scalar	Visual*	NONE	NONE	NONE
Precipitate	scalar	Visual*	NONE	NONE	NONE
Silt	scalar	Visual*	NONE	NONE	NONE
Debris	scalar	Visual*	NONE	NONE	NONE
Sand/Dirt	scalar	Visual*	NONE	NONE	NONE
Appearance	scalar	Visual*	NORML	NORML	NORML
Odor	scalar	Visual*	NORML	NORML	NORML
Emulsified Water	scalar	Visual*	>0.2	NEG	NEG
Free Water	scalar	Visual*		NEG	NEG

FLUID PROPERTIES	method	limit/base	current	history1	history2
Visc @ 40°C	cSt	ASTM D7279(m)	302.0	289	291

SAMPLE IMAGES	method	limit/base	current	history1	history2
---------------	--------	------------	---------	----------	----------



GRAPHS



Laboratory : WearCheck - C8-1175 Appleby Line, Burlington, ON L7L 5H9
Sample No. : WC0731708 **Received** : 09 Aug 2023
Lab Number : 02574957 **Diagnosed** : 10 Aug 2023
Unique Number : 5620008 **Diagnostician** : Kevin Marson
Test Package : IND 2 (Additional Tests: TAN Man)

INGREDION INC
 4040 JAMES STREET
 CARDINAL, ON
 CA K0E 1E0
 Contact: James Byers
 james.byers@ingredion.com
 T: (613)657-3131
 F: (613)657-1955

To discuss this sample report, contact Customer Service at 1-800-268-2131.
 Test denoted (*) outside scope of accreditation, (m) method modified, (e) tested at external lab.
 Validity of results and interpretation are based on the sample and information as supplied.