



OIL ANALYSIS REPORT

Sample Rating Trend

NORMAL



Area
Baytech - W00300 [PRESS 31]
 Machine Id
A2308091
 Component
Hydraulic System
 Fluid
AW HYDRAULIC OIL ISO 46 (--- GAL)

DIAGNOSIS

Recommendation

This is a baseline read-out on the submitted sample.

Wear

{not applicable}

Contamination

{not applicable}

Fluid Condition

{not applicable}

SAMPLE INFORMATION

| | method | limit/base | current | history1 | history2 |
|---------------|-------------|-------------|--------------------|----------|----------|
| Sample Number | Client Info | | E30000119 | --- | --- |
| Sample Date | Client Info | | 04 Aug 2023 | --- | --- |
| Machine Age | hrs | Client Info | 0 | --- | --- |
| Oil Age | hrs | Client Info | 0 | --- | --- |
| Oil Changed | Client Info | | N/A | --- | --- |
| Sample Status | | | NORMAL | --- | --- |

WEAR METALS

| | method | limit/base | current | history1 | history2 |
|-----------|--------|-------------------|--------------|----------|----------|
| Iron | ppm | ASTM D5185(m) >20 | 13 | --- | --- |
| Chromium | ppm | ASTM D5185(m) >20 | <1 | --- | --- |
| Nickel | ppm | ASTM D5185(m) >20 | <1 | --- | --- |
| Titanium | ppm | ASTM D5185(m) | 0 | --- | --- |
| Silver | ppm | ASTM D5185(m) | 0 | --- | --- |
| Aluminum | ppm | ASTM D5185(m) >20 | <1 | --- | --- |
| Lead | ppm | ASTM D5185(m) >20 | 5 | --- | --- |
| Copper | ppm | ASTM D5185(m) >20 | 17 | --- | --- |
| Tin | ppm | ASTM D5185(m) >20 | 0 | --- | --- |
| Antimony | ppm | ASTM D5185(m) | 0 | --- | --- |
| Vanadium | ppm | ASTM D5185(m) | 0 | --- | --- |
| Beryllium | ppm | ASTM D5185(m) | 0 | --- | --- |
| Cadmium | ppm | ASTM D5185(m) | <1 | --- | --- |

ADDITIVES

| | method | limit/base | current | history1 | history2 |
|------------|--------|--------------------|--------------|----------|----------|
| Boron | ppm | ASTM D5185(m) 5 | <1 | --- | --- |
| Barium | ppm | ASTM D5185(m) 5 | <1 | --- | --- |
| Molybdenum | ppm | ASTM D5185(m) 5 | <1 | --- | --- |
| Manganese | ppm | ASTM D5185(m) | 1 | --- | --- |
| Magnesium | ppm | ASTM D5185(m) 25 | 57 | --- | --- |
| Calcium | ppm | ASTM D5185(m) 200 | 92 | --- | --- |
| Phosphorus | ppm | ASTM D5185(m) 300 | 519 | --- | --- |
| Zinc | ppm | ASTM D5185(m) 370 | 513 | --- | --- |
| Sulfur | ppm | ASTM D5185(m) 2500 | 1969 | --- | --- |
| Lithium | ppm | ASTM D5185(m) | <1 | --- | --- |

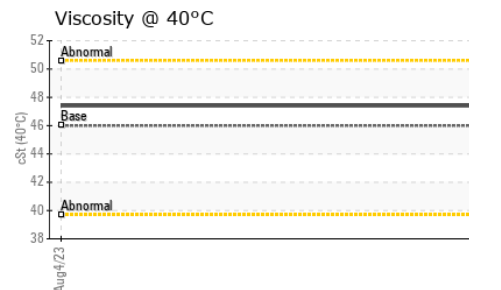
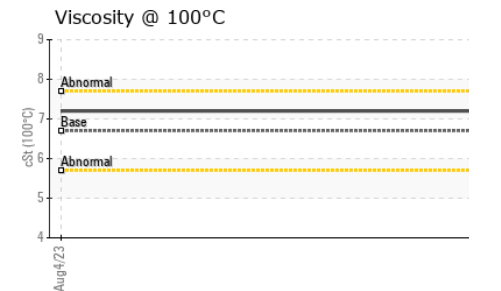
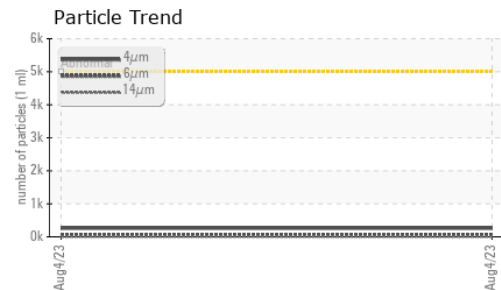
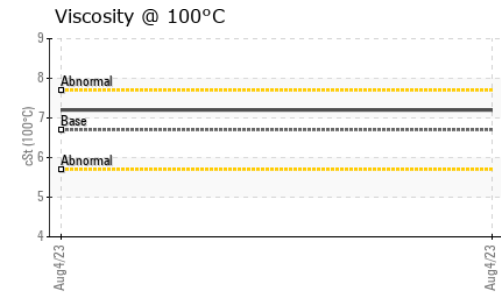

CONTAMINANTS

| | method | limit/base | current | history1 | history2 |
|-----------|--------|-------------------|--------------|----------|----------|
| Silicon | ppm | ASTM D5185(m) >15 | 5 | --- | --- |
| Sodium | ppm | ASTM D5185(m) | 2 | --- | --- |
| Potassium | ppm | ASTM D5185(m) >20 | 1 | --- | --- |
| Water | % | ASTM D6304* >0.05 | 0.012 | --- | --- |
| ppm Water | ppm | ASTM D6304* >500 | 123.7 | --- | --- |

FLUID CLEANLINESS

| | method | limit/base | current | history1 | history2 |
|-----------------|--------------|------------|-----------------|----------|----------|
| Particles >4µm | ASTM D7647 | >5000 | 262 | --- | --- |
| Particles >6µm | ASTM D7647 | >1300 | 57 | --- | --- |
| Particles >14µm | ASTM D7647 | >160 | 6 | --- | --- |
| Particles >21µm | ASTM D7647 | >40 | 2 | --- | --- |
| Particles >38µm | ASTM D7647 | >10 | 1 | --- | --- |
| Particles >71µm | ASTM D7647 | >3 | 1 | --- | --- |
| Oil Cleanliness | ISO 4406 (c) | >19/17/14 | 15/13/10 | --- | --- |

OIL ANALYSIS REPORT



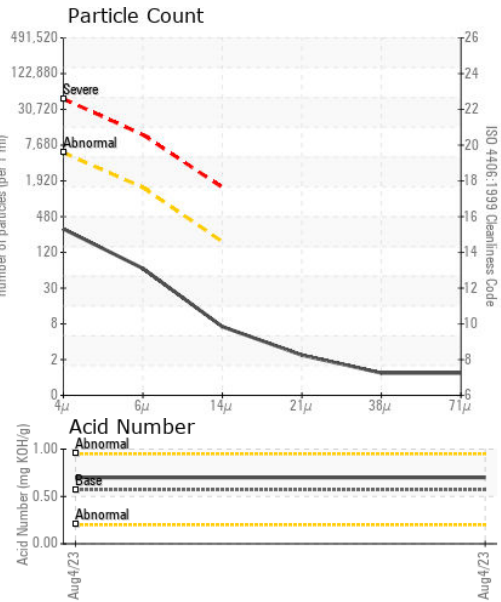
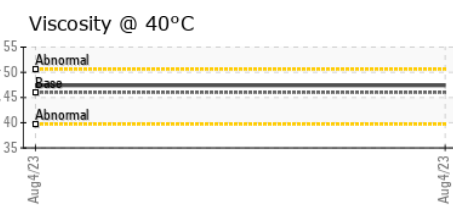
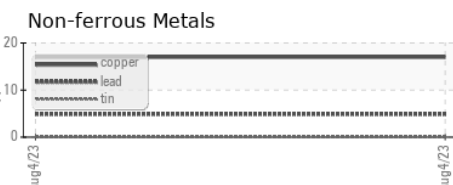
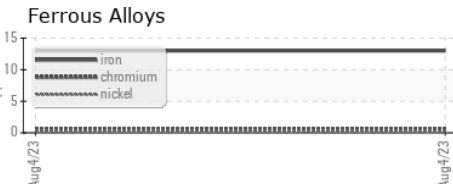
| FLUID DEGRADATION | | method | limit/base | current | history1 | history2 |
|-------------------|----------|------------|------------|-------------|----------|----------|
| Acid Number (AN) | mg KOH/g | ASTM D974* | 0.57 | 0.70 | --- | --- |

| VISUAL | | method | limit/base | current | history1 | history2 |
|------------------|--------|---------|------------|--------------|----------|----------|
| White Metal | scalar | Visual* | NONE | NONE | --- | --- |
| Yellow Metal | scalar | Visual* | NONE | NONE | --- | --- |
| Precipitate | scalar | Visual* | NONE | NONE | --- | --- |
| Silt | scalar | Visual* | NONE | NONE | --- | --- |
| Debris | scalar | Visual* | NONE | NONE | --- | --- |
| Sand/Dirt | scalar | Visual* | NONE | NONE | --- | --- |
| Appearance | scalar | Visual* | NORML | NORML | --- | --- |
| Odor | scalar | Visual* | NORML | NORML | --- | --- |
| Emulsified Water | scalar | Visual* | >0.05 | NEG | --- | --- |
| Free Water | scalar | Visual* | | NEG | --- | --- |

| FLUID PROPERTIES | | method | limit/base | current | history1 | history2 |
|----------------------|-------|---------------|------------|-------------|----------|----------|
| Visc @ 40°C | cSt | ASTM D7279(m) | 46 | 47.4 | --- | --- |
| Visc @ 100°C | cSt | ASTM D7279(m) | 6.7 | 7.2 | --- | --- |
| Viscosity Index (VI) | Scale | ASTM D2270* | 97 | 111 | --- | --- |

| SAMPLE IMAGES | | method | limit/base | current | history1 | history2 |
|---------------|--|--------|------------|---------|----------|----------|
| Color | | | | | no image | no image |
| Bottom | | | | | no image | no image |

GRAPHS



Laboratory : WearCheck - C8-1175 Appleby Line, Burlington, ON L7L 5H9
Sample No. : E3000119 **Received** : 22 Aug 2023
Lab Number : **02577475** **Diagnosed** : 28 Aug 2023
Unique Number : 5630535 **Diagnostician** : Tatiana Sorkina
Test Package : IND 2 (Additional Tests: KF, KV100, VI)

Environmental 360 Solutions Ltd.
 640 Victoria Street
 Cobourg, ON
 CA K9A 5H5
 Contact: Tatiana Sorkina
 tsorkina@e360s.ca
 T: (800)263-3939
 F: (905)373-4950

To discuss this sample report, contact Customer Service at 1-800-268-2131.
 Test denoted (*) outside scope of accreditation, (m) method modified, (e) tested at external lab.
 Validity of results and interpretation are based on the sample and information as supplied.