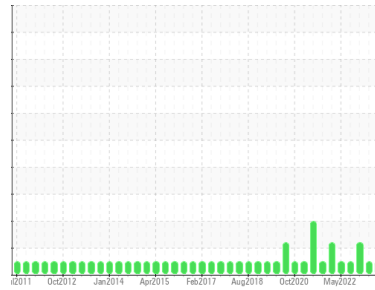




OIL ANALYSIS REPORT

Sample Rating Trend



NORMAL



Area
SAB1
 Machine Id
SAB1 G6

Component
Thrust Bearing
 Fluid

PETRO CANADA TURBOFLO XL46 (1182 LTR)

DIAGNOSIS

Recommendation

Resample at the next service interval to monitor.

Wear

All component wear rates are normal.

Contamination

The system cleanliness is acceptable for your target ISO 4406 cleanliness code. The system and fluid cleanliness is acceptable.

Fluid Condition

The AN level is acceptable for this fluid. The condition of the oil is suitable for further service.

SAMPLE INFORMATION

	method	limit/base	current	history1	history2
Sample Number	Client Info		WC0828623	WC0642875	WC0587302
Sample Date	Client Info		27 Aug 2023	27 Mar 2023	21 Nov 2022
Machine Age	hrs	Client Info	0	0	0
Oil Age	hrs	Client Info	0	0	0
Oil Changed	Client Info		N/A	N/A	N/A
Sample Status			NORMAL	NORMAL	ABNORMAL

WEAR METALS

	method	limit/base	current	history1	history2
Iron	ppm	ASTM D5185(m)	>85	1	1
Chromium	ppm	ASTM D5185(m)	>20	0	0
Nickel	ppm	ASTM D5185(m)	>20	<1	<1
Titanium	ppm	ASTM D5185(m)		0	0
Silver	ppm	ASTM D5185(m)		0	0
Aluminum	ppm	ASTM D5185(m)	>40	<1	0
Lead	ppm	ASTM D5185(m)	>60	0	<1
Copper	ppm	ASTM D5185(m)	>7	<1	<1
Tin	ppm	ASTM D5185(m)	>40	0	0
Antimony	ppm	ASTM D5185(m)		0	<1
Vanadium	ppm	ASTM D5185(m)		0	0
Beryllium	ppm	ASTM D5185(m)		0	0
Cadmium	ppm	ASTM D5185(m)		0	0

ADDITIVES

	method	limit/base	current	history1	history2
Boron	ppm	ASTM D5185(m)		<1	<1
Barium	ppm	ASTM D5185(m)		0	0
Molybdenum	ppm	ASTM D5185(m)		0	0
Manganese	ppm	ASTM D5185(m)		0	0
Magnesium	ppm	ASTM D5185(m)		0	0
Calcium	ppm	ASTM D5185(m)		<1	0
Phosphorus	ppm	ASTM D5185(m)		17	17
Zinc	ppm	ASTM D5185(m)	0	2	1
Sulfur	ppm	ASTM D5185(m)		737	769
Lithium	ppm	ASTM D5185(m)		<1	<1

CONTAMINANTS

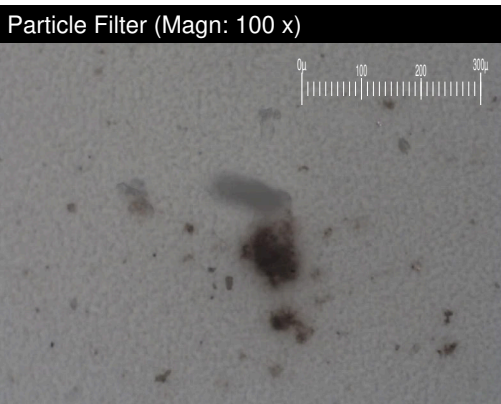
	method	limit/base	current	history1	history2
Silicon	ppm	ASTM D5185(m)	>20	0	0
Sodium	ppm	ASTM D5185(m)		<1	0
Potassium	ppm	ASTM D5185(m)	>20	<1	0

FLUID CLEANLINESS

	method	limit/base	current	history1	history2
Particles >4µm	ASTM D7647	>10000	626	1145	2437
Particles >6µm	ASTM D7647	>1300	124	236	517
Particles >14µm	ASTM D7647	>160	6	12	30
Particles >21µm	ASTM D7647	>40	2	2	6
Particles >38µm	ASTM D7647	>10	0	0	0
Particles >71µm	ASTM D7647	>3	0	0	0
Oil Cleanliness	ISO 4406 (c)	>20/17/14	16/14/10	17/15/11	18/16/12

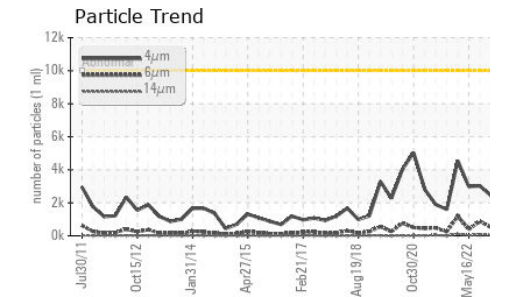
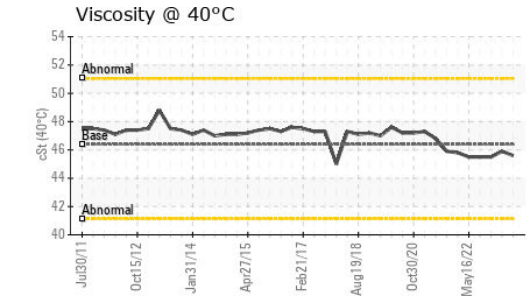
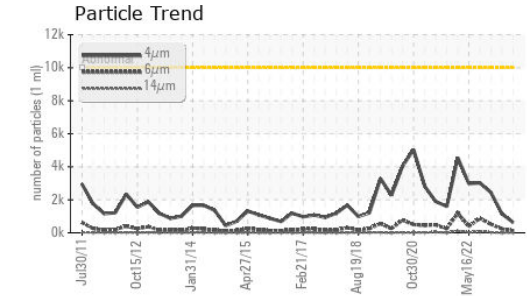
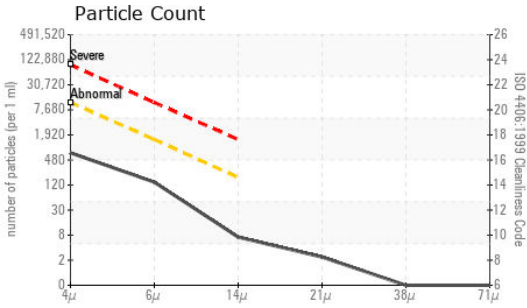
FLUID DEGRADATION

	method	limit/base	current	history1	history2
Acid Number (AN)	mg KOH/g	ASTM D974*	0.04	0.11	0.08





OIL ANALYSIS REPORT



Laboratory : WearCheck - C8-1175 Appleby Line, Burlington, ON L7L 5H9
Sample No. : WC0828623
Lab Number : 02578781
Unique Number : 5631841
Test Package : IND 2 (Additional Tests: BottomAnalysis, FilterPatch, PrtFilter, TAN Man)

Ontario Power Generation
 NIAGARA PLANT GROUP, 14000 NIAGARA PKWY
 NIAGARA ON THE LAKE, ON
 CA L0S 1J0
 Contact: Michael Brochu
 mike.brochu@opg.com
 T: (905)357-0322
 F: (905)374-5466

To discuss this sample report, contact Customer Service at 1-800-268-2131.
 Test denoted (*) outside scope of accreditation, (m) method modified, (e) tested at external lab.
 Validity of results and interpretation are based on the sample and information as supplied.

VISUAL	method	limit/base	current	history1	history2
White Metal	scalar	Visual*	NONE	NONE	▲ LIGHT
Yellow Metal	scalar	Visual*	NONE	NONE	NONE
Precipitate	scalar	Visual*	NONE	NONE	NONE
Silt	scalar	Visual*	NONE	NONE	NONE
Debris	scalar	Visual*	NONE	NONE	NONE
Sand/Dirt	scalar	Visual*	NONE	NONE	NONE
Appearance	scalar	Visual*	NORML	NORML	NORML
Odor	scalar	Visual*	NORML	NORML	NORML
Emulsified Water	scalar	Visual*	>2	NEG	NEG
Free Water	scalar	Visual*		NEG	NEG

FLUID PROPERTIES	method	limit/base	current	history1	history2
Visc @ 40°C	cSt	ASTM D7279(m)	46.39	45.6	45.9

SAMPLE IMAGES	method	limit/base	current	history1	history2
Color					
Bottom					
PrtFilter					

GRAPHS

