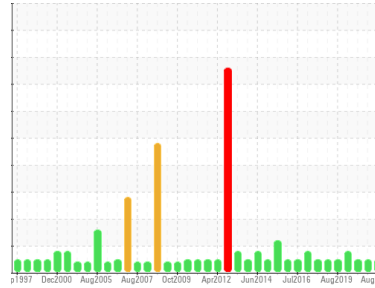




OIL ANALYSIS REPORT

Sample Rating Trend



NORMAL



Area
MSE
 Machine Id
41 TRANS-N-O
 Component
Reduction Gear
 Fluid
MOBIL SHC 630 (30 LTR)

DIAGNOSIS

Recommendation

Échantillonner de nouveau l'équipement au prochain intervalle de vidange afin d'en surveiller la condition.

Wear

Les taux d'usure de tous les composants sont normaux.

Contamination

Il n'y a aucun indice de contamination dans l'huile.

Fluid Condition

L'état de l'huile est acceptable pour la durée de service.

SAMPLE INFORMATION

	method	limit/base	current	history1	history2
Sample Number	Client Info		WC0850765	WC0712774	WC0625880
Sample Date	Client Info		24 Aug 2023	14 Sep 2022	28 Sep 2021
Machine Age	hrs	Client Info	0	0	0
Oil Age	hrs	Client Info	0	0	0
Oil Changed	Client Info		N/A	N/A	N/A
Sample Status			NORMAL	NORMAL	NORMAL

WEAR METALS

	method	limit/base	current	history1	history2
Iron	ppm	ASTM D5185(m) >117	63	51	40
Chromium	ppm	ASTM D5185(m) >2	<1	<1	<1
Nickel	ppm	ASTM D5185(m) >2	<1	<1	<1
Titanium	ppm	ASTM D5185(m)	<1	<1	<1
Silver	ppm	ASTM D5185(m)	0	0	0
Aluminum	ppm	ASTM D5185(m) >11	7	6	5
Lead	ppm	ASTM D5185(m) >10	1	1	1
Copper	ppm	ASTM D5185(m) >55	56	52	39
Tin	ppm	ASTM D5185(m) >15	8	7	5
Antimony	ppm	ASTM D5185(m) >5	2	2	2
Vanadium	ppm	ASTM D5185(m)	0	0	0
Beryllium	ppm	ASTM D5185(m)	0	0	0
Cadmium	ppm	ASTM D5185(m)	0	0	0

ADDITIVES

	method	limit/base	current	history1	history2
Boron	ppm	ASTM D5185(m)	1	1	2
Barium	ppm	ASTM D5185(m)	1	1	2
Molybdenum	ppm	ASTM D5185(m)	<1	<1	<1
Manganese	ppm	ASTM D5185(m)	<1	<1	<1
Magnesium	ppm	ASTM D5185(m)	1	<1	<1
Calcium	ppm	ASTM D5185(m)	16	17	17
Phosphorus	ppm	ASTM D5185(m)	439	447	465
Zinc	ppm	ASTM D5185(m)	20	18	18
Sulfur	ppm	ASTM D5185(m)	214	133	180
Lithium	ppm	ASTM D5185(m)	7	8	8

CONTAMINANTS

	method	limit/base	current	history1	history2
Silicon	ppm	ASTM D5185(m) >50	22	18	20
Sodium	ppm	ASTM D5185(m)	4	4	3
Potassium	ppm	ASTM D5185(m) >20	<1	0	<1

INFRA-RED

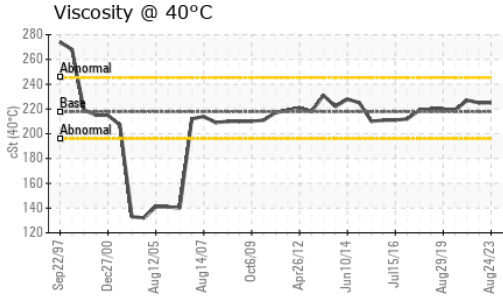
	method	limit/base	current	history1	history2
Soot %	%	ASTM D7844*	0	0	0
Nitration	Abs/cm	ASTM D7624*	4.9	4.8	3.5
Sulfation	Abs/.1mm	ASTM D7415*	13.7	13.7	12.4

FLUID DEGRADATION

	method	limit/base	current	history1	history2
Oxidation	Abs/.1mm	ASTM D7414*	4.1	4.5	3.9




OIL ANALYSIS REPORT



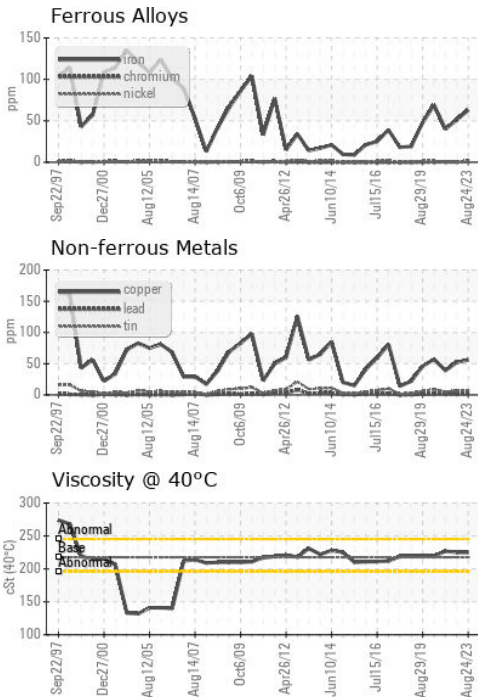
VISUAL	method	limit/base	current	history1	history2
White Metal	scalar	Visual*	NONE	NONE	NONE
Yellow Metal	scalar	Visual*	NONE	NONE	NONE
Precipitate	scalar	Visual*	NONE	NONE	NONE
Silt	scalar	Visual*	NONE	NONE	NONE
Debris	scalar	Visual*	NONE	VLITE	VLITE
Sand/Dirt	scalar	Visual*	NONE	NONE	VLITE
Appearance	scalar	Visual*	NORML	NORML	NORML
Odor	scalar	Visual*	NORML	NORML	NORML
Emulsified Water	scalar	Visual*	>0.1	NEG	NEG
Free Water	scalar	Visual*		NEG	NEG

FLUID PROPERTIES	method	limit/base	current	history1	history2
Visc @ 40°C	cSt	ASTM D7279(m)	217.7	225	225

SAMPLE IMAGES	method	limit/base	current	history1	history2
---------------	--------	------------	---------	----------	----------



GRAPHS



Laboratory : WearCheck - C8-1175 Appleby Line, Burlington, ON L7L 5H9
Sample No. : WC0850765 **Received** : 28 Aug 2023
Lab Number : **02578925** **Diagnosed** : 28 Aug 2023
Unique Number : 5631985 **Diagnostician** : Wes Davis
Test Package : IND 1 (Additional Tests: FT-IR)

To discuss this sample report, contact Customer Service at 1-800-268-2131.
 Test denoted (*) outside scope of accreditation, (m) method modified, (e) tested at external lab.
 Validity of results and interpretation are based on the sample and information as supplied.

RTA - UGB
 C.P. 900
 Ville de la Baie, QC
 CA G7B 4G9
 Contact: Alcan Epc
 mathieu.tremblay2@riotinto.com
 T: (418)697-9568
 F: (418)697-9550