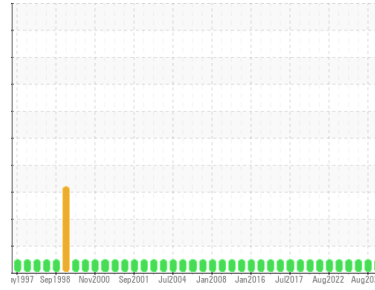




OIL ANALYSIS REPORT

Sample Rating Trend



NORMAL



Area

8

Machine Id

08-0020-100-000 PRE PRESS TOP (8KF2M1)

Component

8 Gearbox

Fluid

ESSO SPARTAN EP 320 (32 LTR)

DIAGNOSIS

Recommendation

Resample at the next service interval to monitor.

Wear

All component wear rates are normal.

Contamination

There is no indication of any contamination in the oil.

Fluid Condition

The AN level is acceptable for this fluid. The condition of the oil is suitable for further service.

SAMPLE INFORMATION		method	limit/base	current	history1	history2
Sample Number	Client Info			WC0857964	WC0841083	WC0707572
Sample Date	Client Info			26 Sep 2023	09 Aug 2023	13 Sep 2022
Machine Age	hrs	Client Info		0	0	0
Oil Age	hrs	Client Info		0	0	0
Oil Changed	Client Info			N/A	N/A	N/A
Sample Status				NORMAL	NORMAL	NORMAL

WEAR METALS		method	limit/base	current	history1	history2
PQ		ASTM D8184*		0	0	0
Iron	ppm	ASTM D5185(m)	>200	46	46	34
Chromium	ppm	ASTM D5185(m)	>15	<1	<1	<1
Nickel	ppm	ASTM D5185(m)	>15	<1	<1	<1
Titanium	ppm	ASTM D5185(m)		0	0	0
Silver	ppm	ASTM D5185(m)		0	0	0
Aluminum	ppm	ASTM D5185(m)	>25	0	0	0
Lead	ppm	ASTM D5185(m)	>100	0	0	0
Copper	ppm	ASTM D5185(m)	>200	<1	<1	<1
Tin	ppm	ASTM D5185(m)	>25	0	0	0
Antimony	ppm	ASTM D5185(m)	>5	0	0	0
Vanadium	ppm	ASTM D5185(m)		0	0	0
Beryllium	ppm	ASTM D5185(m)		0	0	0
Cadmium	ppm	ASTM D5185(m)		0	0	0

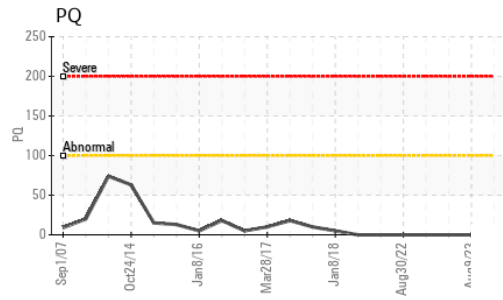
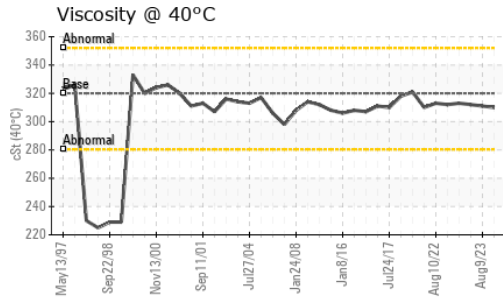
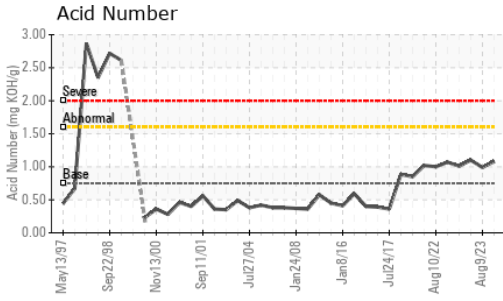
ADDITIVES		method	limit/base	current	history1	history2
Boron	ppm	ASTM D5185(m)	.4	2	2	2
Barium	ppm	ASTM D5185(m)		<1	0	0
Molybdenum	ppm	ASTM D5185(m)	0	0	<1	0
Manganese	ppm	ASTM D5185(m)		0	<1	<1
Magnesium	ppm	ASTM D5185(m)	0	0	<1	0
Calcium	ppm	ASTM D5185(m)	0	<1	<1	0
Phosphorus	ppm	ASTM D5185(m)	250	407	427	433
Zinc	ppm	ASTM D5185(m)	0	2	3	2
Sulfur	ppm	ASTM D5185(m)		1840	1721	1910
Lithium	ppm	ASTM D5185(m)		<1	<1	<1

CONTAMINANTS		method	limit/base	current	history1	history2
Silicon	ppm	ASTM D5185(m)	>50	17	19	16
Sodium	ppm	ASTM D5185(m)		<1	0	<1
Potassium	ppm	ASTM D5185(m)	>20	0	0	0

FLUID DEGRADATION		method	limit/base	current	history1	history2
Acid Number (AN)	mg KOH/g	ASTM D974*	0.75	1.08	0.99	1.10



OIL ANALYSIS REPORT




VISUAL	method	limit/base	current	history1	history2
White Metal	scalar	Visual*	NONE	NONE	NONE
Yellow Metal	scalar	Visual*	NONE	NONE	NONE
Precipitate	scalar	Visual*	NONE	NONE	NONE
Silt	scalar	Visual*	NONE	NONE	NONE
Debris	scalar	Visual*	NONE	NONE	NONE
Sand/Dirt	scalar	Visual*	NONE	NONE	NONE
Appearance	scalar	Visual*	NORML	NORML	NORML
Odor	scalar	Visual*	NORML	NORML	NORML
Emulsified Water	scalar	Visual*	>0.2	NEG	NEG
Free Water	scalar	Visual*		NEG	NEG

FLUID PROPERTIES	method	limit/base	current	history1	history2
Visc @ 40°C	cSt	ASTM D7279(m)	320	310	311

SAMPLE IMAGES	method	limit/base	current	history1	history2
---------------	--------	------------	---------	----------	----------

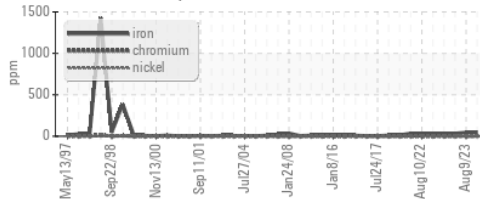
Color



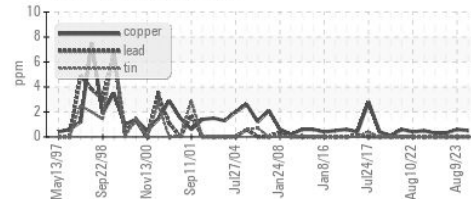
Bottom

GRAPHS

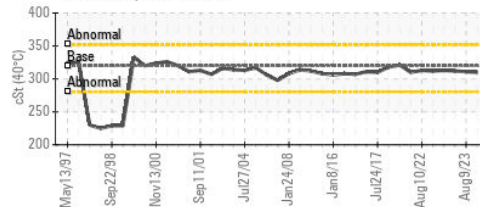
Ferrous Alloys



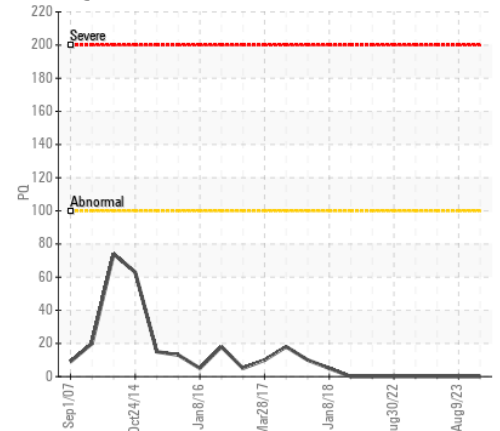
Non-ferrous Metals



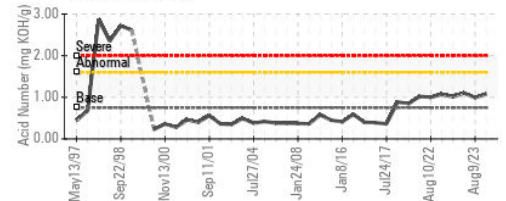
Viscosity @ 40°C



PQ



Acid Number



Laboratory : WearCheck - C8-1175 Appleby Line, Burlington, ON L7L 5H9
 Sample No. : WC0857964 Received : 28 Sep 2023
 Lab Number : 02585983 Diagnosed : 29 Sep 2023
 Unique Number : 5655049 Diagnostician : Kevin Marson
 Test Package : IND 2 (Additional Tests: TAN Man)

Roseburg Pembroke MDF Inc.
 777 Fibreboard Drive
 Pembroke, ON
 CA K8A 6W5
 Contact: Dan Havis
 danielh@rfpco.com
 T: (613)732-3939
 F: (613)732-2869

To discuss this sample report, contact Customer Service at 1-800-268-2131.
 Test denoted (*) outside scope of accreditation, (m) method modified, (e) tested at external lab.
 Validity of results and interpretation are based on the sample and information as supplied.