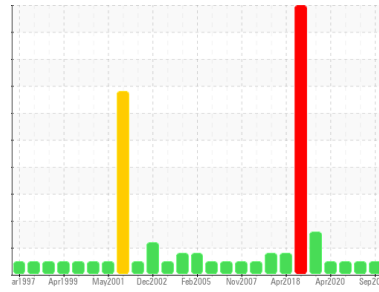




OIL ANALYSIS REPORT

Sample Rating Trend



NORMAL



Area
MSE
 Machine Id
41P08 TR-O
 Component
Reduction Gear
 Fluid
MOBIL SHC 630 (30 LTR)

DIAGNOSIS

Recommendation

Échantillonner de nouveau l'équipement au prochain intervalle de vidange afin d'en surveiller la condition.

Wear

Les taux d'usure de tous les composants sont normaux.

Contamination

Il n'y a aucun indice de contamination dans l'huile.

Fluid Condition

L'état de l'huile est acceptable pour la durée de service.

SAMPLE INFORMATION

method	limit/base	current	history1	history2
Sample Number	Client Info	WC0855437	WC0568325	WC0512206
Sample Date	Client Info	26 Sep 2023	03 Jun 2021	03 Nov 2020
Machine Age	hrs Client Info	0	0	0
Oil Age	hrs Client Info	0	0	0
Oil Changed	Client Info	N/A	N/A	N/A
Sample Status		NORMAL	NORMAL	NORMAL

WEAR METALS

method	limit/base	current	history1	history2
Iron ppm ASTM D5185(m)	>117	99	75	50
Chromium ppm ASTM D5185(m)	>2	<1	1	<1
Nickel ppm ASTM D5185(m)	>2	5	4	2
Titanium ppm ASTM D5185(m)		0	0	0
Silver ppm ASTM D5185(m)		<1	<1	<1
Aluminum ppm ASTM D5185(m)	>11	6	4	2
Lead ppm ASTM D5185(m)	>10	1	<1	<1
Copper ppm ASTM D5185(m)	>55	26	16	11
Tin ppm ASTM D5185(m)	>15	4	3	2
Antimony ppm ASTM D5185(m)	>5	0	0	<1
Vanadium ppm ASTM D5185(m)		0	0	0
Beryllium ppm ASTM D5185(m)		0	0	0
Cadmium ppm ASTM D5185(m)		0	0	0

ADDITIVES

method	limit/base	current	history1	history2
Boron ppm ASTM D5185(m)		<1	1	1
Barium ppm ASTM D5185(m)		<1	0	0
Molybdenum ppm ASTM D5185(m)		0	<1	<1
Manganese ppm ASTM D5185(m)		0	<1	<1
Magnesium ppm ASTM D5185(m)		0	<1	<1
Calcium ppm ASTM D5185(m)		2	<1	2
Phosphorus ppm ASTM D5185(m)		454	468	459
Zinc ppm ASTM D5185(m)		2	1	1
Sulfur ppm ASTM D5185(m)		140	265	186
Lithium ppm ASTM D5185(m)		3	3	2

CONTAMINANTS

method	limit/base	current	history1	history2
Silicon ppm ASTM D5185(m)	>50	19	23	21
Sodium ppm ASTM D5185(m)		2	<1	<1
Potassium ppm ASTM D5185(m)	>20	0	<1	<1

INFRA-RED

method	limit/base	current	history1	history2
Soot % ASTM D7844*		0	0	0
Nitration Abs/cm ASTM D7624*		4.7	4.8	4.7
Sulfation Abs/.1mm ASTM D7415*		13.6	14.4	13.5

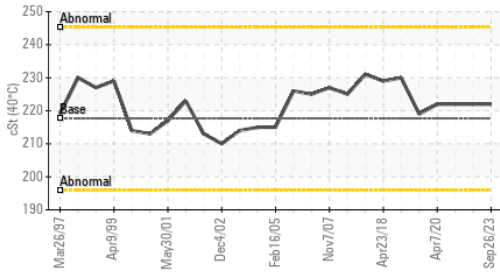
FLUID DEGRADATION

method	limit/base	current	history1	history2
Oxidation Abs/.1mm ASTM D7414*		5.3	5.3	5.2

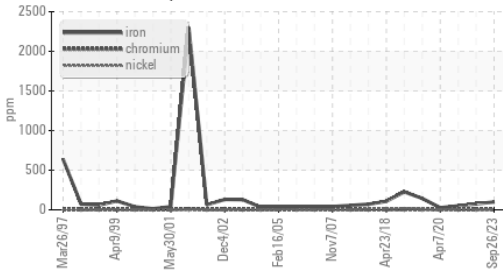


OIL ANALYSIS REPORT

Viscosity @ 40°C



Ferrous Alloys



VISUAL	method	limit/base	current	history1	history2
White Metal	scalar	Visual*	NONE	NONE	NONE
Yellow Metal	scalar	Visual*	NONE	NONE	NONE
Precipitate	scalar	Visual*	NONE	NONE	NONE
Silt	scalar	Visual*	NONE	NONE	NONE
Debris	scalar	Visual*	NONE	NONE	NONE
Sand/Dirt	scalar	Visual*	NONE	NONE	NONE
Appearance	scalar	Visual*	NORML	NORML	NORML
Odor	scalar	Visual*	NORML	NORML	NORML
Emulsified Water	scalar	Visual*	>0.1	NEG	NEG
Free Water	scalar	Visual*		NEG	NEG

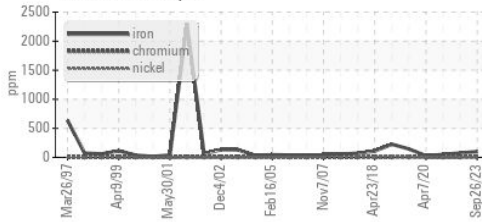
FLUID PROPERTIES	method	limit/base	current	history1	history2
Visc @ 40°C	cSt	ASTM D7279(m)	217.7	222	222

SAMPLE IMAGES	method	limit/base	current	history1	history2
---------------	--------	------------	---------	----------	----------

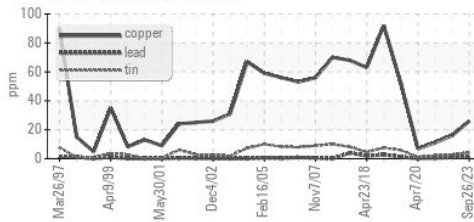
Color					no image
Bottom					no image

GRAPHS

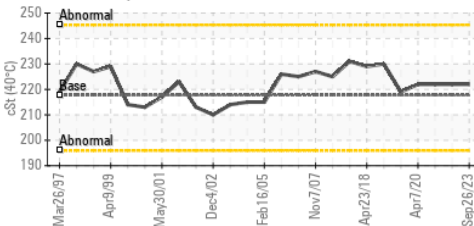
Ferrous Alloys



Non-ferrous Metals



Viscosity @ 40°C



ISO 17025:2017
Accredited
Laboratory

Laboratory : WearCheck - C8-1175 Appleby Line, Burlington, ON L7L 5H9
Sample No. : WC0855437 **Received** : 03 Oct 2023
Lab Number : 02586525 **Diagnosed** : 03 Oct 2023
Unique Number : 5655591 **Diagnostician** : Kevin Marson
Test Package : IND 1 (Additional Tests: FT-IR)

To discuss this sample report, contact Customer Service at 1-800-268-2131.
 Test denoted (*) outside scope of accreditation, (m) method modified, (e) tested at external lab.
 Validity of results and interpretation are based on the sample and information as supplied.

RTA - UGB
 C.P. 900
 Ville de la Baie, QC
 CA G7B 4G9
 Contact: Alcan Epc
 mathieu.tremblay2@riotinto.com
 T: (418)697-9568
 F: (418)697-9550