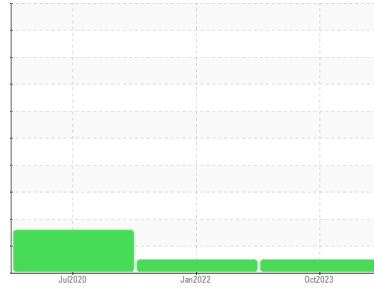




OIL ANALYSIS REPORT

Sample Rating Trend

NORMAL



Machine Id
MAGNETO GS5-HPU #3

Component
Hydraulic System

Fluid
PETRO CANADA HYDREX AW 46 (378 LTR)

DIAGNOSIS

Recommendation

Resample at the next service interval to monitor.

Wear

All component wear rates are normal. The direct-reading & analytical ferrographic results are normal indicating no abnormal wear in the system.

Contaminants

The system cleanliness is acceptable for your target ISO 4406 cleanliness code. The system and fluid cleanliness is acceptable.

Oil Condition

The AN level is acceptable for this fluid. The condition of the oil is suitable for further service.

SAMPLE INFORMATION

	method	limit/base	current	history1	history2
Sample Number	Client Info		WC0815889	WC0642254	WC0475712
Sample Date	Client Info		02 Oct 2023	20 Jan 2022	09 Jul 2020
Machine Age	mths	Client Info	75	53	0
Oil Age	mths	Client Info	75	53	0
Oil Changed	Client Info		Not Changed	Not Changed	N/A
Sample Status			NORMAL	NORMAL	ABNORMAL

WEAR METALS

	method	limit/base	current	history1	history2
PQ	ASTM D8184*		0	0	0
Iron	ppm	ASTM D5185(m) >20	6	5	4
Chromium	ppm	ASTM D5185(m) >20	0	<1	0
Nickel	ppm	ASTM D5185(m) >20	0	<1	0
Titanium	ppm	ASTM D5185(m)	0	0	0
Silver	ppm	ASTM D5185(m)	<1	<1	2
Aluminum	ppm	ASTM D5185(m) >20	<1	0	0
Lead	ppm	ASTM D5185(m) >20	<1	<1	<1
Copper	ppm	ASTM D5185(m) >20	5	4	4
Tin	ppm	ASTM D5185(m) >20	0	0	0
Antimony	ppm	ASTM D5185(m)	0	0	<1
Vanadium	ppm	ASTM D5185(m)	0	0	0
Beryllium	ppm	ASTM D5185(m)	0	0	0
Cadmium	ppm	ASTM D5185(m)	0	0	<1

ADDITIVES

	method	limit/base	current	history1	history2
Boron	ppm	ASTM D5185(m) 0	<1	<1	<1
Barium	ppm	ASTM D5185(m) 0	<1	0	0
Molybdenum	ppm	ASTM D5185(m) 0	0	0	0
Manganese	ppm	ASTM D5185(m) 0	0	0	0
Magnesium	ppm	ASTM D5185(m) 0	0	<1	<1
Calcium	ppm	ASTM D5185(m) 50	48	50	50
Phosphorus	ppm	ASTM D5185(m) 330	312	337	329
Zinc	ppm	ASTM D5185(m) 430	415	419	424
Sulfur	ppm	ASTM D5185(m) 760	816	848	840
Lithium	ppm	ASTM D5185(m)	<1	<1	<1

CONTAMINANTS

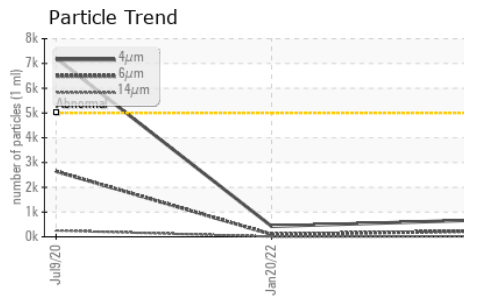
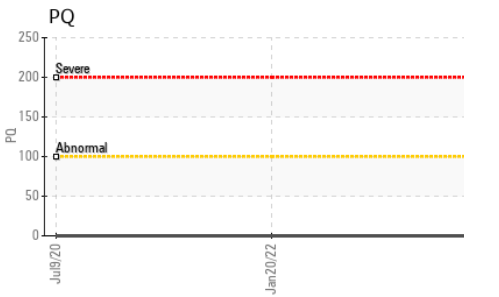
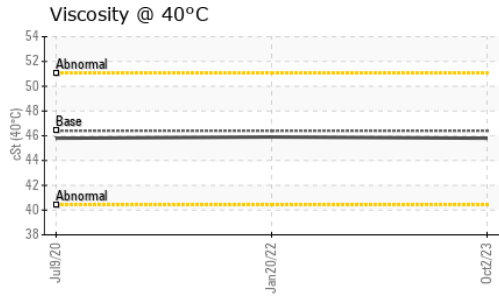
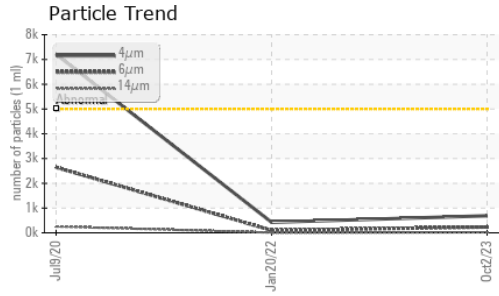
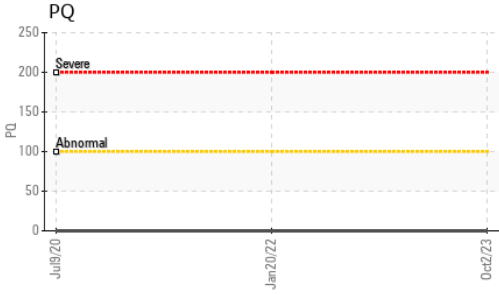
	method	limit/base	current	history1	history2
Silicon	ppm	ASTM D5185(m) >15	0	0	0
Sodium	ppm	ASTM D5185(m)	<1	0	<1
Potassium	ppm	ASTM D5185(m) >20	19	<1	<1

FLUID CLEANLINESS

	method	limit/base	current	history1	history2
Particles >4µm	ASTM D7647	>5000	688	425	▲ 7210
Particles >6µm	ASTM D7647	>1300	235	97	▲ 2645
Particles >14µm	ASTM D7647	>160	23	8	▲ 254
Particles >21µm	ASTM D7647	>40	6	2	▲ 83
Particles >38µm	ASTM D7647	>10	0	0	2
Particles >71µm	ASTM D7647	>3	0	0	0
Oil Cleanliness	ISO 4406 (c)	>19/17/14	17/15/12	16/14/10	▲ 20/19/15



OIL ANALYSIS REPORT




FLUID DEGRADATION		method	limit/base	current	history1	history2
Acid Number (AN)	mg KOH/g	ASTM D974*	0.70	0.36	0.48	0.39

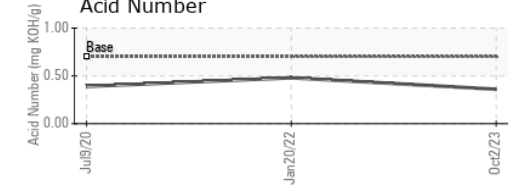
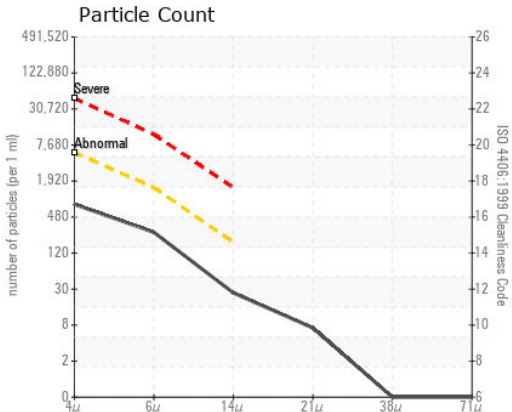
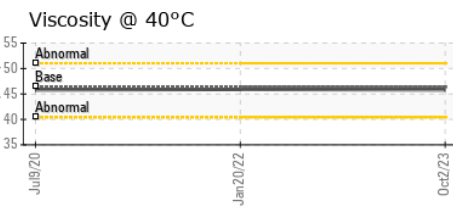
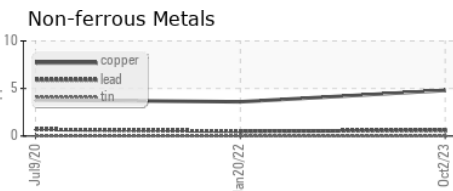
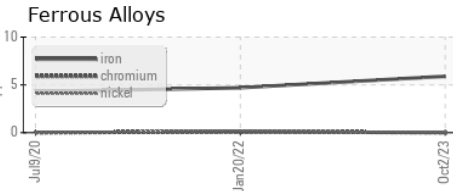
VISUAL		method	limit/base	current	history1	history2
White Metal	scalar	Visual*	NONE	NONE	NONE	NONE
Yellow Metal	scalar	Visual*	NONE	NONE	NONE	NONE
Precipitate	scalar	Visual*	NONE	NONE	NONE	NONE
Silt	scalar	Visual*	NONE	NONE	NONE	NONE
Debris	scalar	Visual*	NONE	NONE	NONE	NONE
Sand/Dirt	scalar	Visual*	NONE	NONE	NONE	NONE
Appearance	scalar	Visual*	NORML	NORML	NORML	NORML
Odor	scalar	Visual*	NORML	NORML	NORML	NORML
Emulsified Water	scalar	Visual*	>0.05	NEG	NEG	NEG
Free Water	scalar	Visual*		NEG	NEG	NEG

FLUID PROPERTIES		method	limit/base	current	history1	history2
Visc @ 40°C	cSt	ASTM D7279(m)	46.4	45.8	45.9	45.8

SAMPLE IMAGES



GRAPHS



Laboratory : WearCheck - C8-1175 Appleby Line, Burlington, ON L7L 5H9 **Chaudiere Hydro LP - Energy Ottawa**
Sample No. : WC0815889 **Received** : 04 Oct 2023 **4 Booth Street**
Lab Number : 02586839 **Diagnosed** : 10 Oct 2023 **Ottawa, ON**
Unique Number : 5655905 **Diagnostician** : Kevin Marson **CA K1R 6K8**
Test Package : IND 3 (Additional Tests: TAN Man) **Contact: Cheryl Gharib**
info@portagepower.com
To discuss this sample report, contact Customer Service at 1-800-268-2131.
Test denoted () outside scope of accreditation, (m) method modified, (e) tested at external lab.*
Validity of results and interpretation are based on the sample and information as supplied.

FERROGRAPHY REPORT

Machine Id
MAGNETO GS5-HPU #3
 Component
Hydraulic System
 Fluid
PETRO CANADA HYDREX AW 46 (378 LTR)


Magn: 200x Illum: BC



Magn: 50x Illum: RW



Magn: 100x Illum: RW

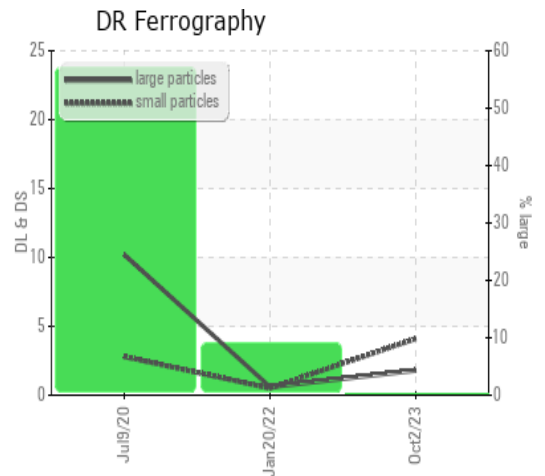


DR-FERROGRAPHY		method	limit/base	current	history1	history2
Large Particles		DR-Ferr*		1.8	0.6	10.2
Small Particles		DR-Ferr*		4.1	0.5	2.8
Total Particles		DR-Ferr*	>---	5.9	1.1	13
Large Particles Percentage	%	DR-Ferr*		0	9.1	56.9
Severity Index		DR-Ferr*		4	0	75.5

FERROGRAPHY		method	limit/base	current	history1	history2
Ferrous Rubbing	Scale 0-10	ASTM D7684*		2	1	1
Ferrous Sliding	Scale 0-10	ASTM D7684*				
Ferrous Cutting	Scale 0-10	ASTM D7684*				
Ferrous Rolling	Scale 0-10	ASTM D7684*		1	1	
Ferrous Break-in	Scale 0-10	ASTM D7684*				
Ferrous Spheres	Scale 0-10	ASTM D7684*				
Ferrous Black Oxides	Scale 0-10	ASTM D7684*				
Ferrous Red Oxides	Scale 0-10	ASTM D7684*				
Ferrous Corrosive	Scale 0-10	ASTM D7684*				
Ferrous Other	Scale 0-10	ASTM D7684*				
Nonferrous Rubbing	Scale 0-10	ASTM D7684*				
Nonferrous Sliding	Scale 0-10	ASTM D7684*				
Nonferrous Cutting	Scale 0-10	ASTM D7684*				
Nonferrous Rolling	Scale 0-10	ASTM D7684*				
Nonferrous Other	Scale 0-10	ASTM D7684*				
Carbonaceous Material	Scale 0-10	ASTM D7684*				
Lubricant Degradation	Scale 0-10	ASTM D7684*				
Sand/Dirt	Scale 0-10	ASTM D7684*		1		1
Fibres	Scale 0-10	ASTM D7684*				
Spheres	Scale 0-10	ASTM D7684*				
Other	Scale 0-10	ASTM D7684*		1	1	1

WEAR

All component wear rates are normal. The direct-reading & analytical ferrographic results are normal indicating no abnormal wear in the system.



This page left intentionally blank