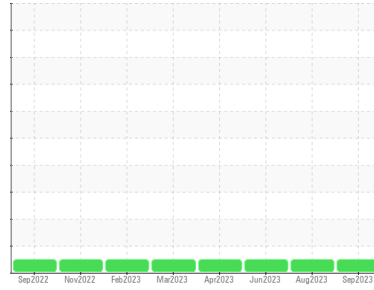




OIL ANALYSIS REPORT

Sample Rating Trend

NORMAL



Machine Id
239
 Component
Transmission (Auto)
 Fluid
CASTROL TRANSYND (--- GAL)

DIAGNOSIS

Recommendation

Resample at the next service interval to monitor.

Wear

All component wear rates are normal.

Contamination

There is no indication of any contamination in the fluid.

Fluid Condition

The AN level is acceptable for this fluid. The condition of the fluid is suitable for further service.

SAMPLE INFORMATION

	method	limit/base	current	history1	history2
Sample Number	Client Info		WC0816367	WC0816473	WC0816567
Sample Date	Client Info		19 Sep 2023	02 Aug 2023	14 Jun 2023
Machine Age	hrs	Client Info	0	0	0
Oil Age	hrs	Client Info	28546	18757	9621
Oil Changed	Client Info		Not Changed	Not Changed	Not Changed
Sample Status			NORMAL	NORMAL	NORMAL

WEAR METALS

	method	limit/base	current	history1	history2	
PQ	ASTM D8184*	>105	0	0	---	
Iron	ppm	ASTM D5185(m)	>230	89	91	66
Chromium	ppm	ASTM D5185(m)	>2	<1	<1	<1
Nickel	ppm	ASTM D5185(m)	>5	<1	<1	<1
Titanium	ppm	ASTM D5185(m)	>2	0	0	0
Silver	ppm	ASTM D5185(m)	>5	<1	0	0
Aluminum	ppm	ASTM D5185(m)	>65	26	28	18
Lead	ppm	ASTM D5185(m)	>55	7	8	6
Copper	ppm	ASTM D5185(m)	>85	9	9	6
Tin	ppm	ASTM D5185(m)	>5	3	2	2
Antimony	ppm	ASTM D5185(m)		0	0	0
Vanadium	ppm	ASTM D5185(m)		0	0	0
Beryllium	ppm	ASTM D5185(m)		0	0	0
Cadmium	ppm	ASTM D5185(m)		0	0	0

ADDITIVES

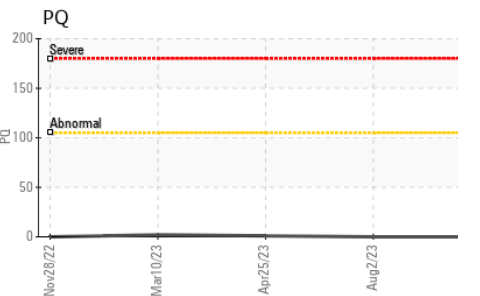
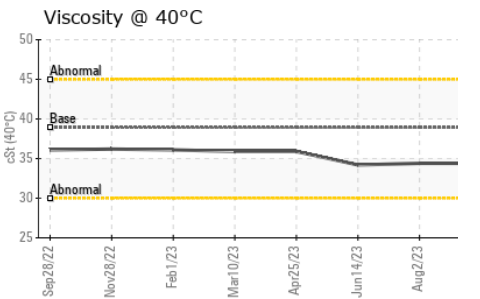
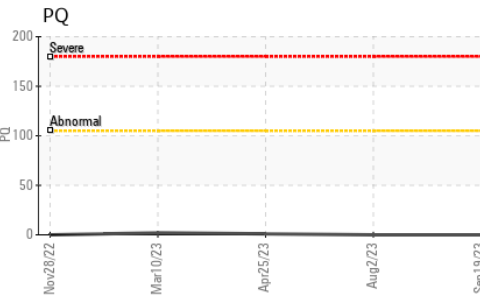
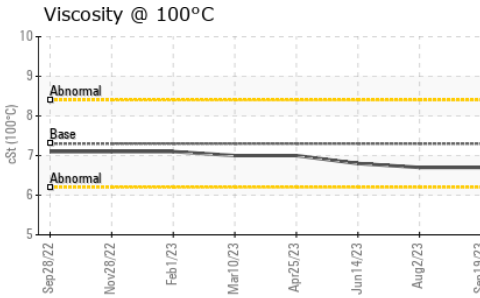
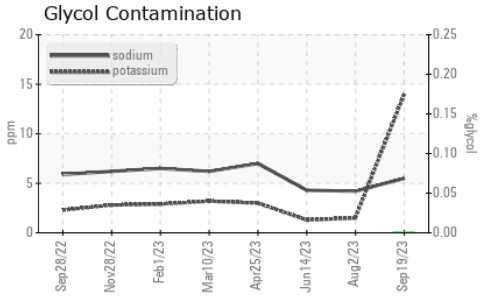
	method	limit/base	current	history1	history2	
Boron	ppm	ASTM D5185(m)	150	60	76	64
Barium	ppm	ASTM D5185(m)	0	<1	<1	<1
Molybdenum	ppm	ASTM D5185(m)	0	0	<1	<1
Manganese	ppm	ASTM D5185(m)		1	2	1
Magnesium	ppm	ASTM D5185(m)	0	<1	<1	1
Calcium	ppm	ASTM D5185(m)	40	98	116	97
Phosphorus	ppm	ASTM D5185(m)	320	222	251	234
Zinc	ppm	ASTM D5185(m)	5	6	7	6
Sulfur	ppm	ASTM D5185(m)	1050	1141	1118	1140
Lithium	ppm	ASTM D5185(m)		<1	<1	<1

CONTAMINANTS

	method	limit/base	current	history1	history2	
Silicon	ppm	ASTM D5185(m)	>20	6	7	5
Sodium	ppm	ASTM D5185(m)		6	4	4
Potassium	ppm	ASTM D5185(m)	>20	14	2	1
Glycol	%	ASTM D7922*		0.0	---	---

FLUID DEGRADATION


	method	limit/base	current	history1	history2	
Acid Number (AN)	mg KOH/g	ASTM D974*	1.0	1.22	0.90	1.15



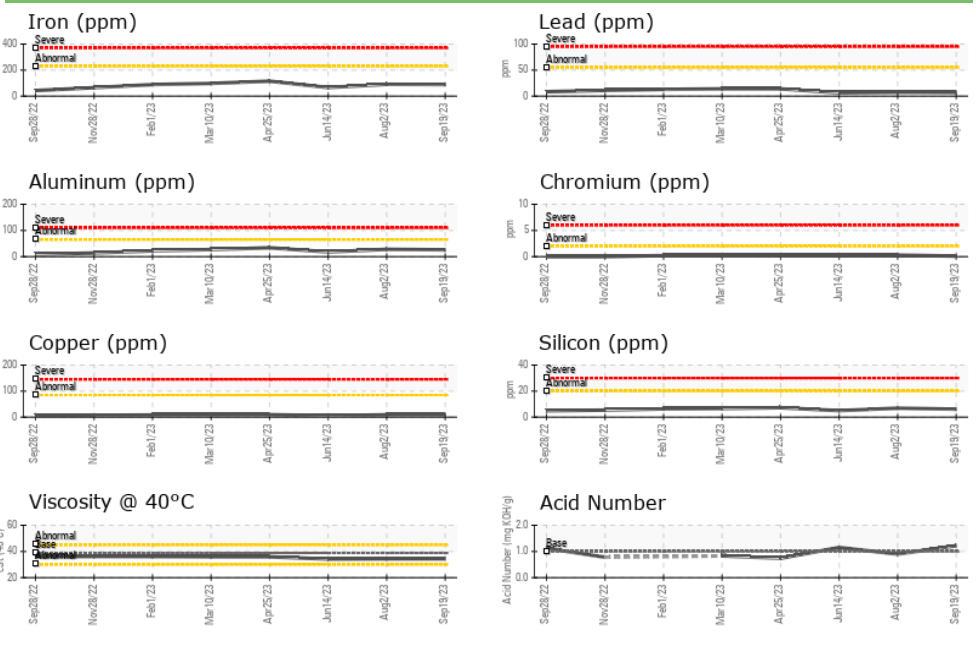
VISUAL	method	limit/base	current	history1	history2
White Metal	scalar	Visual*	NONE	NONE	NONE
Yellow Metal	scalar	Visual*	NONE	NONE	NONE
Precipitate	scalar	Visual*	NONE	NONE	NONE
Silt	scalar	Visual*	NONE	NONE	NONE
Debris	scalar	Visual*	NONE	NONE	VLITE
Sand/Dirt	scalar	Visual*	NONE	NONE	NONE
Appearance	scalar	Visual*	NORML	NORML	NORML
Odor	scalar	Visual*	NORML	NORML	NORML
Emulsified Water	scalar	Visual*	>0.1	NEG	NEG
Free Water	scalar	Visual*		NEG	NEG

FLUID PROPERTIES	method	limit/base	current	history1	history2
Visc @ 40°C	cSt	ASTM D7279(m)	38.9	34.4	34.2
Visc @ 100°C	cSt	ASTM D7279(m)	7.3	6.7	6.8
Viscosity Index (VI)	Scale	ASTM D2270*	168	155	161

SAMPLE IMAGES	method	limit/base	current	history1	history2
---------------	--------	------------	---------	----------	----------



GRAPHS



Laboratory : WearCheck - C8-1175 Appleby Line, Burlington, ON L7L 5H9
Sample No. : WC0816367
Lab Number : 02586842
Unique Number : 5655908
Test Package : MOB 2 (Additional Tests: Glycol, KV100, PQ, TAN Man, VI)

CITY OF THUNDER BAY
 AUTO MAINTENANCE STORES, 570 FORT WILLIAM ROAD
 THUNDER BAY, ON
 CA P7B 2Z8
 Contact: Sean Malcolm
 sean.malcolm@thunderbay.ca
 T: (807)684-2716
 F: (807)344-0237

To discuss this sample report, contact Customer Service at 1-800-268-2131.
 Test denoted (*) outside scope of accreditation, (m) method modified, (e) tested at external lab.
 Validity of results and interpretation are based on the sample and information as supplied.