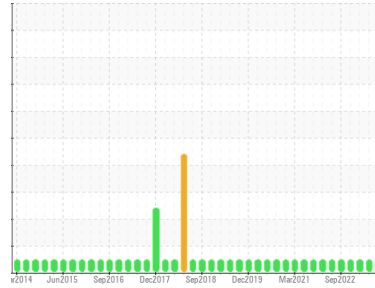




OIL ANALYSIS REPORT

Sample Rating Trend



NORMAL



Area
3 Calender Line
 Machine Id
42-0100 Feedmill
 Component
Gearbox
 Fluid
SUNOCO SUNE320 (100 LTR)

DIAGNOSIS

Recommendation

Resample at the next service interval to monitor.

Wear

All component wear rates are normal.

Contamination

There is no indication of any contamination in the oil.

Fluid Condition

The condition of the oil is acceptable for the time in service.

SAMPLE INFORMATION

	method	limit/base	current	history1	history2
Sample Number	Client Info		WC0782362	WC0808312	WC0744135
Sample Date	Client Info		03 Oct 2023	06 Jul 2023	29 Mar 2023
Machine Age	hrs	Client Info	0	0	0
Oil Age	hrs	Client Info	0	0	0
Oil Changed	Client Info		N/A	N/A	N/A
Sample Status			NORMAL	NORMAL	NORMAL

WEAR METALS

	method	limit/base	current	history1	history2	
Iron	ppm	ASTM D5185(m)	>200	16	16	17
Chromium	ppm	ASTM D5185(m)	>15	1	1	1
Nickel	ppm	ASTM D5185(m)	>15	<1	0	0
Titanium	ppm	ASTM D5185(m)		0	0	0
Silver	ppm	ASTM D5185(m)		<1	0	0
Aluminum	ppm	ASTM D5185(m)	>25	<1	1	1
Lead	ppm	ASTM D5185(m)	>100	0	<1	0
Copper	ppm	ASTM D5185(m)	>200	<1	<1	<1
Tin	ppm	ASTM D5185(m)	>25	0	0	0
Antimony	ppm	ASTM D5185(m)	>5	0	0	0
Vanadium	ppm	ASTM D5185(m)		0	0	0
Beryllium	ppm	ASTM D5185(m)		0	0	0
Cadmium	ppm	ASTM D5185(m)		0	0	0

ADDITIVES

	method	limit/base	current	history1	history2	
Boron	ppm	ASTM D5185(m)		15	14	22
Barium	ppm	ASTM D5185(m)		<1	0	0
Molybdenum	ppm	ASTM D5185(m)		0	0	0
Manganese	ppm	ASTM D5185(m)		0	<1	<1
Magnesium	ppm	ASTM D5185(m)		<1	<1	0
Calcium	ppm	ASTM D5185(m)		12	12	12
Phosphorus	ppm	ASTM D5185(m)		280	292	308
Zinc	ppm	ASTM D5185(m)		3	4	2
Sulfur	ppm	ASTM D5185(m)		12130	12181	12457
Lithium	ppm	ASTM D5185(m)		<1	<1	<1

CONTAMINANTS

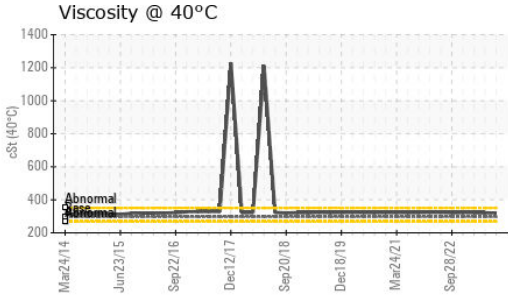
	method	limit/base	current	history1	history2	
Silicon	ppm	ASTM D5185(m)	>50	10	10	8
Sodium	ppm	ASTM D5185(m)		1	1	<1
Potassium	ppm	ASTM D5185(m)	>20	0	<1	<1

VISUAL

	method	limit/base	current	history1	history2	
White Metal	scalar	Visual*	NONE	NONE	NONE	NONE
Yellow Metal	scalar	Visual*	NONE	NONE	NONE	NONE
Precipitate	scalar	Visual*	NONE	NONE	NONE	NONE
Silt	scalar	Visual*	NONE	NONE	NONE	NONE
Debris	scalar	Visual*	NONE	NONE	NONE	NONE
Sand/Dirt	scalar	Visual*	NONE	NONE	NONE	NONE
Appearance	scalar	Visual*	NORML	NORML	NORML	NORML
Odor	scalar	Visual*	NORML	NORML	NORML	NORML
Emulsified Water	scalar	Visual*	>0.2	NEG	NEG	NEG
Free Water	scalar	Visual*		NEG	NEG	NEG




OIL ANALYSIS REPORT

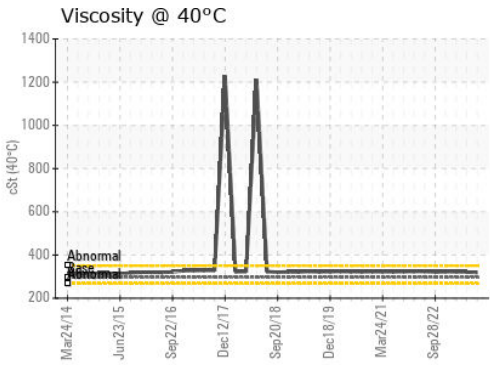
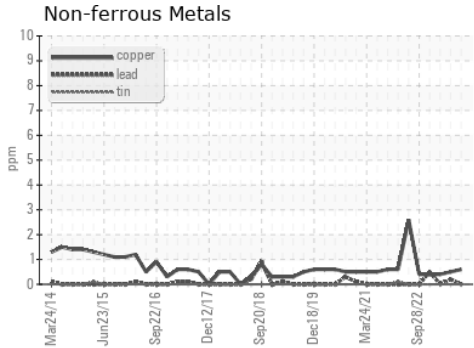
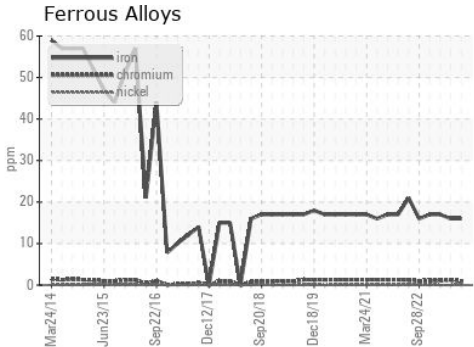


FLUID PROPERTIES	method	limit/base	current	history1	history2	
Visc @ 40°C	cSt	ASTM D7279(m)	297	319	321	322

SAMPLE IMAGES	method	limit/base	current	history1	history2
---------------	--------	------------	---------	----------	----------



GRAPHS



Laboratory : WearCheck - C8-1175 Appleby Line, Burlington, ON L7L 5H9 **CANADIAN GENERAL TOWER LTD.**
Sample No. : WC0782362 **Received** : 06 Oct 2023 52 MIDDLETON STREET, P.O. BOX 160
Lab Number : **02587837** **Diagnosed** : 06 Oct 2023 CAMBRIDGE, ON
Unique Number : 5656903 **Diagnostician** : Wes Davis CA N1S 2R4
Test Package : IND 1

To discuss this sample report, contact Customer Service at 1-800-268-2131.
 Test denoted (*) outside scope of accreditation, (m) method modified, (e) tested at external lab.
 Validity of results and interpretation are based on the sample and information as supplied.

Contact: Bob Abell
 bob.abell@cgtower.com
 T: (519)623-1630
 F: (519)623-7018