



OIL ANALYSIS REPORT

Sample Rating Trend

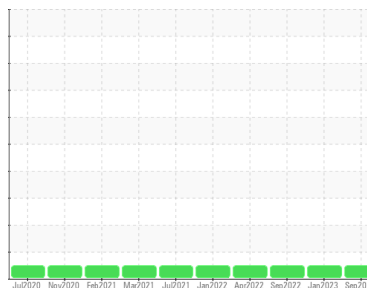
NORMAL



Machine Id
9020 DRAG #3

Component
3 Gearbox

Fluid
BELRAY 100 EP GEAR OIL 680 (83 GAL)



DIAGNOSIS

Recommendation

Resample at the next service interval to monitor.

Wear

All component wear rates are normal.

Contamination

There is no indication of any contamination in the oil.

Fluid Condition

The condition of the oil is acceptable for the time in service.

SAMPLE INFORMATION		method	limit/base	current	history1	history2
Sample Number	Client Info			BR0000767	BR0000692	BR0000604
Sample Date	Client Info			21 Sep 2023	19 Jan 2023	15 Sep 2022
Machine Age	hrs	Client Info		0	128377	125861
Oil Age	hrs	Client Info		0	0	0
Oil Changed	Client Info			N/A	N/A	N/A
Sample Status				NORMAL	NORMAL	NORMAL

WEAR METALS		method	limit/base	current	history1	history2
Iron	ppm	ASTM D5185(m)	>200	106	108	62
Chromium	ppm	ASTM D5185(m)	>15	<1	<1	<1
Nickel	ppm	ASTM D5185(m)	>15	<1	2	<1
Titanium	ppm	ASTM D5185(m)		0	<1	<1
Silver	ppm	ASTM D5185(m)		<1	0	0
Aluminum	ppm	ASTM D5185(m)	>25	27	30	30
Lead	ppm	ASTM D5185(m)	>100	1	<1	<1
Copper	ppm	ASTM D5185(m)	>200	8	8	7
Tin	ppm	ASTM D5185(m)	>25	0	0	0
Antimony	ppm	ASTM D5185(m)	>5	356	282	244
Vanadium	ppm	ASTM D5185(m)		0	<1	<1
Beryllium	ppm	ASTM D5185(m)		0	0	0
Cadmium	ppm	ASTM D5185(m)		0	0	0

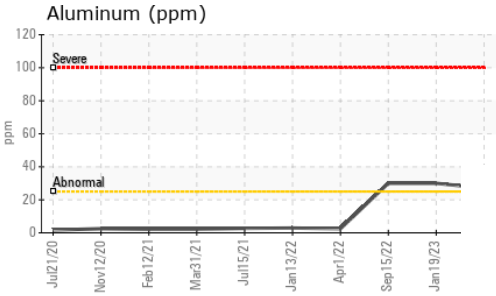
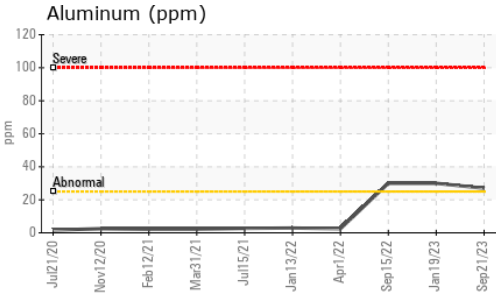
ADDITIVES		method	limit/base	current	history1	history2
Boron	ppm	ASTM D5185(m)		<1	<1	<1
Barium	ppm	ASTM D5185(m)		<1	<1	<1
Molybdenum	ppm	ASTM D5185(m)		136	145	139
Manganese	ppm	ASTM D5185(m)		1	2	<1
Magnesium	ppm	ASTM D5185(m)		3	2	2
Calcium	ppm	ASTM D5185(m)		9	10	11
Phosphorus	ppm	ASTM D5185(m)		866	879	890
Zinc	ppm	ASTM D5185(m)		24	13	11
Sulfur	ppm	ASTM D5185(m)		10193	10133	10258
Lithium	ppm	ASTM D5185(m)		<1	<1	<1

CONTAMINANTS		method	limit/base	current	history1	history2
Silicon	ppm	ASTM D5185(m)	>50	17	23	24
Sodium	ppm	ASTM D5185(m)		1	<1	2
Potassium	ppm	ASTM D5185(m)	>20	<1	<1	<1

VISUAL		method	limit/base	current	history1	history2
White Metal	scalar	Visual*	NONE	NONE	NONE	NONE
Yellow Metal	scalar	Visual*	NONE	NONE	NONE	NONE
Precipitate	scalar	Visual*	NONE	NONE	NONE	NONE
Silt	scalar	Visual*	NONE	NONE	NONE	NONE
Debris	scalar	Visual*	NONE	NONE	NONE	NONE
Sand/Dirt	scalar	Visual*	NONE	VLITE	NONE	NONE
Appearance	scalar	Visual*	NORML	NORML	NORML	NORML
Odor	scalar	Visual*	NORML	NORML	NORML	NORML
Emulsified Water	scalar	Visual*	>0.2	NEG	NEG	NEG
Free Water	scalar	Visual*		NEG	NEG	NEG




OIL ANALYSIS REPORT



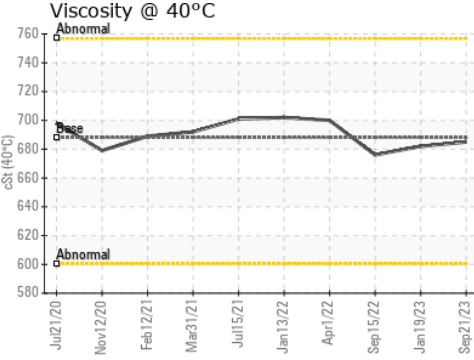
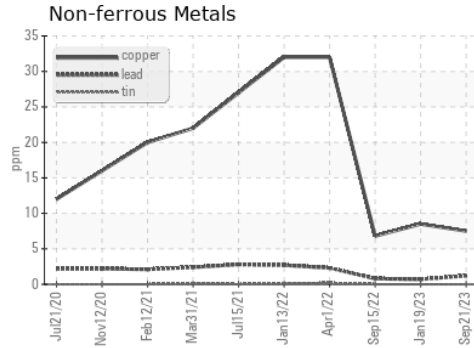
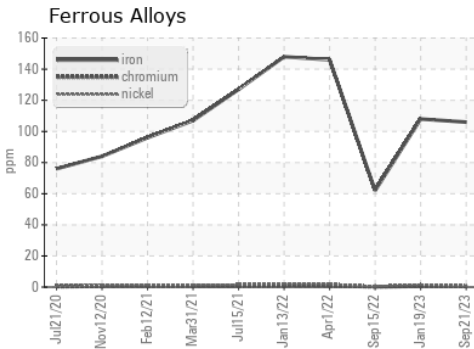
FLUID PROPERTIES		method	limit/base	current	history1	history2
Visc @ 40°C	cSt	ASTM D7279(m)	688	685	682	676

SAMPLE IMAGES		method	limit/base	current	history1	history2
---------------	--	--------	------------	---------	----------	----------

Color						
Bottom						



GRAPHS



Laboratory : WearCheck - C8-1175 Appleby Line, Burlington, ON L7L 5H9 CAN JER INDUSTRIAL LUBRICANT LTD
Sample No. : BR0000767 **Received** : 06 Oct 2023 419 MISSISSIPPIAN DRIVE
Lab Number : 02587855 **Diagnosed** : 10 Oct 2023 ESTEVAN, SK
Unique Number : 5656921 **Diagnostician** : Kevin Marson CA S4A 2A4
Test Package : IND 1 **Contact:** LANDON LILLEJORD
lilljrd@canjer.com

To discuss this sample report, contact Customer Service at 1-800-268-2131.
 Test denoted (*) outside scope of accreditation, (m) method modified, (e) tested at external lab.
 Validity of results and interpretation are based on the sample and information as supplied.