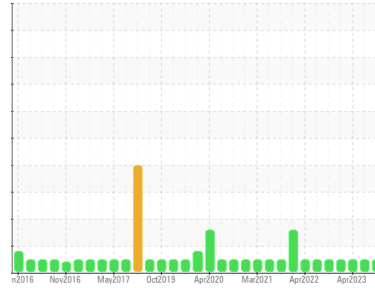




OIL ANALYSIS REPORT

Sample Rating Trend



NORMAL



Machine Id
NOVA BUS 1524

Component
Natural Gas Engine

Fluid
VALVOLINE PREMIUM BLUE 9200 15W40 (--- GAL)

DIAGNOSIS

Recommendation

Resample at the next service interval to monitor.

Wear

All component wear rates are normal.

Contamination

There is no indication of any contamination in the oil.

Fluid Condition

The condition of the oil is acceptable for the time in service.

SAMPLE INFORMATION

	method	limit/base	current	history1	history2
Sample Number	Client Info		WC0849736	WC0811619	WC0791415
Sample Date	Client Info		08 Oct 2023	07 Jul 2023	12 Apr 2023
Machine Age	kms	Client Info	0	404748	388029
Oil Age	kms	Client Info	0	0	0
Oil Changed	Client Info		N/A	N/A	N/A
Sample Status			NORMAL	NORMAL	NORMAL

WEAR METALS

	method	limit/base	current	history1	history2
Iron	ppm	ASTM D5185(m) >50	17	12	10
Chromium	ppm	ASTM D5185(m) >4	2	1	1
Nickel	ppm	ASTM D5185(m) >2	<1	<1	<1
Titanium	ppm	ASTM D5185(m)	0	<1	1
Silver	ppm	ASTM D5185(m) >3	<1	0	0
Aluminum	ppm	ASTM D5185(m) >9	3	2	2
Lead	ppm	ASTM D5185(m) >30	19	7	1
Copper	ppm	ASTM D5185(m) >35	<1	<1	<1
Tin	ppm	ASTM D5185(m) >4	1	<1	<1
Antimony	ppm	ASTM D5185(m)	0	0	0
Vanadium	ppm	ASTM D5185(m)	0	0	0
Beryllium	ppm	ASTM D5185(m)	0	0	0
Cadmium	ppm	ASTM D5185(m)	0	0	0

ADDITIVES

	method	limit/base	current	history1	history2
Boron	ppm	ASTM D5185(m)	7	8	15
Barium	ppm	ASTM D5185(m)	<1	0	0
Molybdenum	ppm	ASTM D5185(m)	64	55	54
Manganese	ppm	ASTM D5185(m)	0	<1	<1
Magnesium	ppm	ASTM D5185(m)	1043	884	867
Calcium	ppm	ASTM D5185(m)	1481	1320	1348
Phosphorus	ppm	ASTM D5185(m)	882	752	778
Zinc	ppm	ASTM D5185(m)	1056	934	906
Sulfur	ppm	ASTM D5185(m)	2144	1996	2042
Lithium	ppm	ASTM D5185(m)	<1	<1	<1

CONTAMINANTS

	method	limit/base	current	history1	history2
Silicon	ppm	ASTM D5185(m) >+100	7	6	6
Sodium	ppm	ASTM D5185(m)	4	6	4
Potassium	ppm	ASTM D5185(m) >20	0	<1	0

INFRA-RED

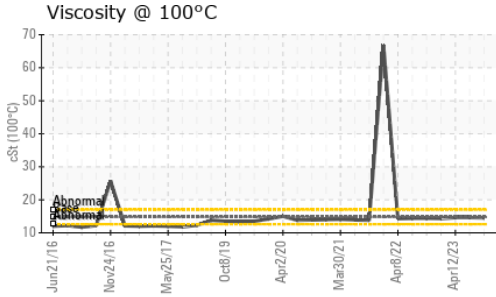
	method	limit/base	current	history1	history2
Soot %	%	ASTM D7844*	0	0	0
Nitration	Abs/cm	ASTM D7624* >20	14.4	13.1	8.2
Sulfation	Abs/.1mm	ASTM D7415* >30	26.8	25.4	21.1

FLUID DEGRADATION

	method	limit/base	current	history1	history2
Oxidation	Abs/.1mm	ASTM D7414* >25	24.2	23.6	13.3



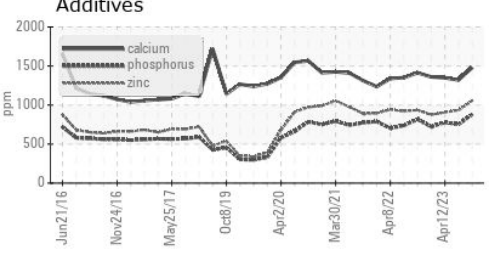
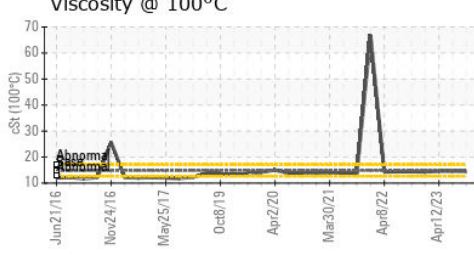
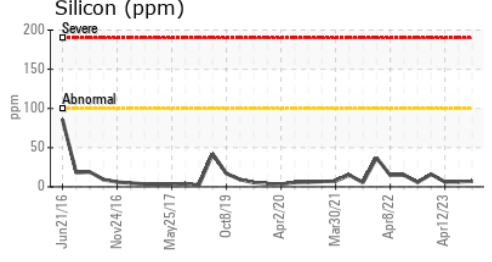
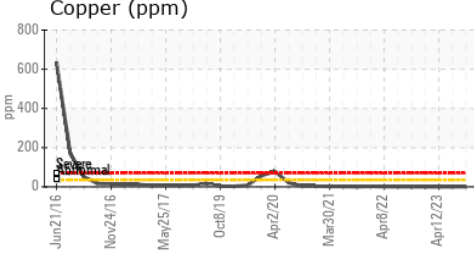
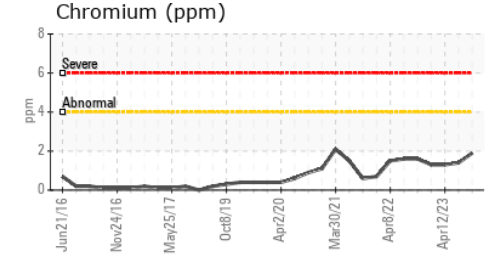
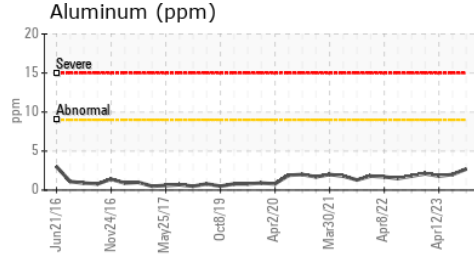
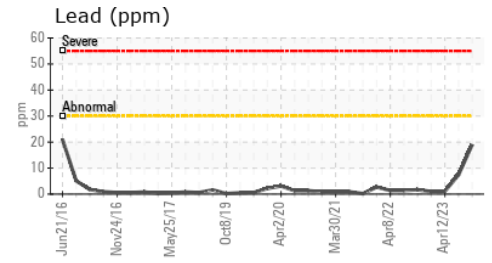
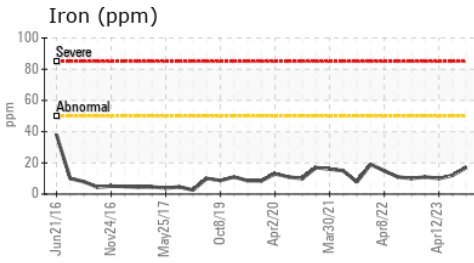
OIL ANALYSIS REPORT



VISUAL	method	limit/base	current	history1	history2
White Metal	scalar	Visual*	NONE	NONE	---
Yellow Metal	scalar	Visual*	NONE	NONE	---
Precipitate	scalar	Visual*	NONE	NONE	---
Silt	scalar	Visual*	NONE	NONE	---
Debris	scalar	Visual*	NONE	NONE	---
Sand/Dirt	scalar	Visual*	NONE	NONE	---
Appearance	scalar	Visual*	NORML	NORML	---
Odor	scalar	Visual*	NORML	NORML	NORML
Emulsified Water	scalar	Visual*	>0.1	NEG	NEG
Free Water	scalar	Visual*		NEG	NEG

FLUID PROPERTIES		method	limit/base	current	history1	history2
Visc @ 100°C	cSt	ASTM D7279(m)	14.8	14.5	14.6	14.6

GRAPHS



Laboratory : WearCheck - C8-1175 Appleby Line, Burlington, ON L7L 5H9
Sample No. : WC0849736 **Received** : 11 Oct 2023
Lab Number : **02588225** **Diagnosed** : 11 Oct 2023
Unique Number : 5657291 **Diagnostician** : Wes Davis
Test Package : MOB 1 (Additional Tests: Visual)

CITY OF HAMILTON
 2200 UPPER JAMES., MOUNTAIN TRANSIT STOREROOM
 MOUNT HOPE, ON
 CA L0R 1W0
 Contact: Jeff Parr
 jeff.parr@hamilton.ca
 T: (905)546-2424
 F: (905)679-4502

To discuss this sample report, contact Customer Service at 1-800-268-2131.
 Test denoted (*) outside scope of accreditation, (m) method modified, (e) tested at external lab.
 Validity of results and interpretation are based on the sample and information as supplied.