



OIL ANALYSIS REPORT

Sample Rating Trend

NORMAL



Area
Linamar Corp - T01200
 Machine Id
A2310049
 Component
Quench Oil
 Fluid
NOT GIVEN (--- GAL)

DIAGNOSIS

Recommendation

This is a baseline read-out on the submitted sample.

Wear

{not applicable}

Contamination

{not applicable}

Fluid Condition

{not applicable}

SAMPLE INFORMATION

	method	limit/base	current	history1	history2
Batch #	Client Info		2023 10 0010	---	---
Machine ID	Client Info		A2310049	---	---
Department	Client Info		Production	---	---
Sample From	Client Info		Machine	---	---
Production Stage	Client Info		Initial	---	---
Sent to WC	Client Info		10/10/2023	---	---
Sample Number	Client Info		E30000497	---	---
Sample Date	Client Info		10 Oct 2023	---	---
Machine Age	hrs	Client Info	0	---	---
Oil Age	hrs	Client Info	0	---	---
Oil Changed	Client Info		N/A	---	---
Sample Status			NORMAL	---	---

WEAR METALS

	method	limit/base	current	history1	history2
Iron	ppm	ASTM D5185(m)	8	---	---
Chromium	ppm	ASTM D5185(m)	<1	---	---
Nickel	ppm	ASTM D5185(m)	1	---	---
Titanium	ppm	ASTM D5185(m)	0	---	---
Silver	ppm	ASTM D5185(m)	<1	---	---
Aluminum	ppm	ASTM D5185(m)	<1	---	---
Lead	ppm	ASTM D5185(m)	<1	---	---
Copper	ppm	ASTM D5185(m)	8	---	---
Tin	ppm	ASTM D5185(m)	0	---	---
Antimony	ppm	ASTM D5185(m)	0	---	---
Vanadium	ppm	ASTM D5185(m)	0	---	---
Beryllium	ppm	ASTM D5185(m)	0	---	---
Cadmium	ppm	ASTM D5185(m)	0	---	---

ADDITIVES



	method	limit/base	current	history1	history2
Boron	ppm	ASTM D5185(m)	1	---	---
Barium	ppm	ASTM D5185(m)	<1	---	---
Molybdenum	ppm	ASTM D5185(m)	0	---	---
Manganese	ppm	ASTM D5185(m)	0	---	---
Magnesium	ppm	ASTM D5185(m)	<1	---	---
Calcium	ppm	ASTM D5185(m)	37	---	---
Phosphorus	ppm	ASTM D5185(m)	8	---	---
Zinc	ppm	ASTM D5185(m)	4	---	---
Sulfur	ppm	ASTM D5185(m)	96	---	---
Lithium	ppm	ASTM D5185(m)	<1	---	---

CONTAMINANTS


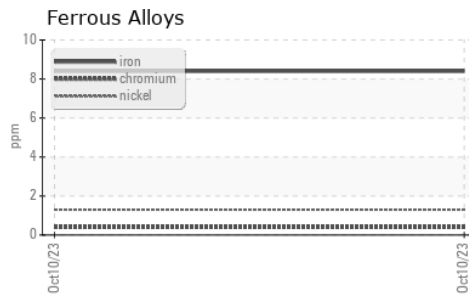
	method	limit/base	current	history1	history2
Silicon	ppm	ASTM D5185(m)	<1	---	---
Sodium	ppm	ASTM D5185(m)	<1	---	---
Potassium	ppm	ASTM D5185(m) >20	0	---	---

OIL ANALYSIS REPORT

VISUAL	method	limit/base	current	history1	history2
White Metal	scalar	Visual*	NONE	NONE	---
Yellow Metal	scalar	Visual*	NONE	NONE	---
Precipitate	scalar	Visual*	NONE	LIGHT	---
Silt	scalar	Visual*	NONE	NONE	---
Debris	scalar	Visual*	NONE	NONE	---
Sand/Dirt	scalar	Visual*	NONE	NONE	---
Appearance	scalar	Visual*	NORML	NORML	---
Odor	scalar	Visual*	NORML	NORML	---

SAMPLE IMAGES	method	limit/base	current	history1	history2
Color				no image	no image
Bottom				no image	no image

GRAPHS



Laboratory : WearCheck - C8-1175 Appleby Line, Burlington, ON L7L 5H9
Sample No. : E30000497
Lab Number : 02588775
Unique Number : 5657841
Test Package : TEST (Additional Tests: Bottom, ICP)

Environmental 360 Solutions Ltd.
 640 Victoria Street
 Cobourg, ON
 CA K9A 5H5
 Contact: Aylwin Lee
 aylwinlee@e360s.ca
 T: (905)372-2251
 F: (905)373-4950

To discuss this sample report, contact Customer Service at 1-800-268-2131.
 Test denoted (*) outside scope of accreditation, (m) method modified, (e) tested at external lab.
 Validity of results and interpretation are based on the sample and information as supplied.