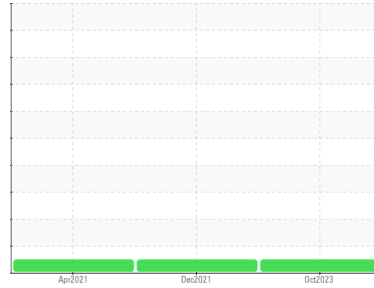




OIL ANALYSIS REPORT

Sample Rating Trend

NORMAL



Machine Id
GENERAL ELECTRIC LLP#8 MOTOR (S/N 266903)

Component
Top Bearing

Fluid
PETRO CANADA TURBOFLO R&O 100 (--- GAL)

DIAGNOSIS

Recommendation

Resample at the next service interval to monitor.
NOTE: Please provide information regarding reservoir capacity, filter type and micron rating with next sample.

Wear

All component wear rates are normal.

Contamination

There is no indication of any contamination in the oil.

Fluid Condition

The AN level is acceptable for this fluid. The condition of the oil is suitable for further service.

SAMPLE INFORMATION

| | method | limit/base | current | history1 | history2 |
|---------------|-------------|-------------|--------------------|-------------|-------------|
| Sample Number | Client Info | | WC0862781 | WC0647442 | WC0576426 |
| Sample Date | Client Info | | 05 Oct 2023 | 07 Dec 2021 | 12 Apr 2021 |
| Machine Age | hrs | Client Info | 0 | 0 | 0 |
| Oil Age | hrs | Client Info | 0 | 0 | 0 |
| Oil Changed | Client Info | | N/A | N/A | Not Changd |
| Sample Status | | | NORMAL | NORMAL | NORMAL |

WEAR METALS

| | method | limit/base | current | history1 | history2 |
|-----------|-------------|-------------------|--------------|----------|----------|
| PQ | ASTM D8184* | | 0 | 0 | 0 |
| Iron | ppm | ASTM D5185(m) >20 | 0 | 0 | <1 |
| Chromium | ppm | ASTM D5185(m) >20 | 0 | 0 | 0 |
| Nickel | ppm | ASTM D5185(m) >20 | <1 | <1 | 0 |
| Titanium | ppm | ASTM D5185(m) | 0 | 0 | 0 |
| Silver | ppm | ASTM D5185(m) | <1 | 0 | <1 |
| Aluminum | ppm | ASTM D5185(m) >20 | 0 | 0 | 0 |
| Lead | ppm | ASTM D5185(m) >20 | 7 | 19 | 17 |
| Copper | ppm | ASTM D5185(m) >20 | <1 | <1 | <1 |
| Tin | ppm | ASTM D5185(m) >20 | 0 | 0 | 0 |
| Antimony | ppm | ASTM D5185(m) | 0 | <1 | <1 |
| Vanadium | ppm | ASTM D5185(m) | 0 | 0 | 0 |
| Beryllium | ppm | ASTM D5185(m) | 0 | 0 | 0 |
| Cadmium | ppm | ASTM D5185(m) | 0 | 0 | 0 |

ADDITIVES

| | method | limit/base | current | history1 | history2 |
|------------|--------|-----------------|--------------|----------|----------|
| Boron | ppm | ASTM D5185(m) | 0 | <1 | <1 |
| Barium | ppm | ASTM D5185(m) | 0 | 0 | 0 |
| Molybdenum | ppm | ASTM D5185(m) | 0 | 0 | 0 |
| Manganese | ppm | ASTM D5185(m) | 0 | 0 | 0 |
| Magnesium | ppm | ASTM D5185(m) | 0 | 0 | 0 |
| Calcium | ppm | ASTM D5185(m) 0 | <1 | <1 | <1 |
| Phosphorus | ppm | ASTM D5185(m) 4 | 6 | 5 | 5 |
| Zinc | ppm | ASTM D5185(m) 0 | 3 | <1 | <1 |
| Sulfur | ppm | ASTM D5185(m) | 143 | 165 | 175 |
| Lithium | ppm | ASTM D5185(m) | <1 | <1 | <1 |

CONTAMINANTS

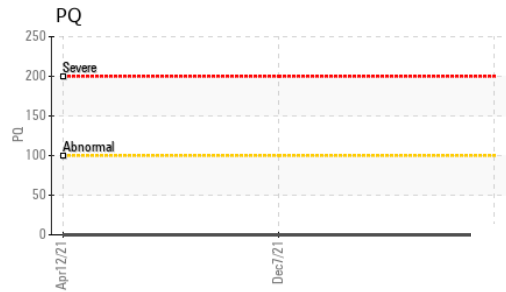
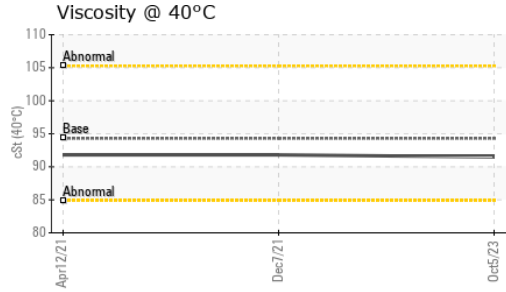
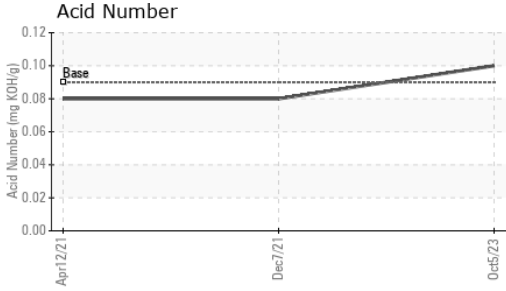
| | method | limit/base | current | history1 | history2 |
|-----------|--------|-------------------|--------------|----------|----------|
| Silicon | ppm | ASTM D5185(m) >15 | <1 | 1 | 2 |
| Sodium | ppm | ASTM D5185(m) | 0 | 0 | 0 |
| Potassium | ppm | ASTM D5185(m) >20 | 0 | <1 | <1 |

FLUID DEGRADATION

| | method | limit/base | current | history1 | history2 |
|------------------|----------|-----------------|-------------|----------|----------|
| Acid Number (AN) | mg KOH/g | ASTM D974* 0.09 | 0.10 | 0.08 | 0.08 |




OIL ANALYSIS REPORT



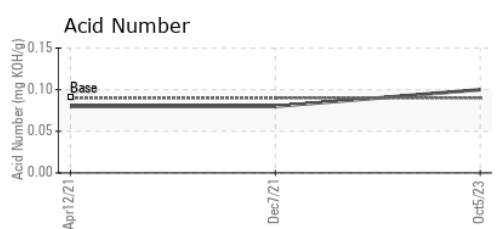
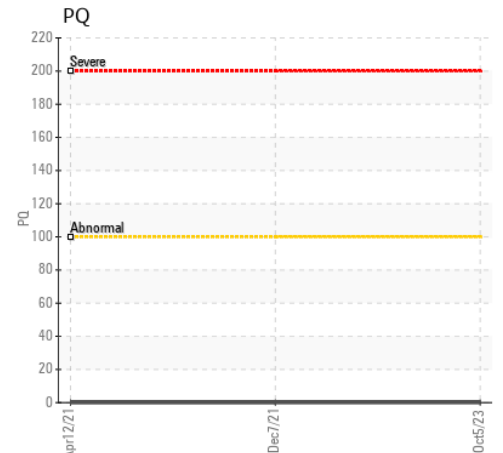
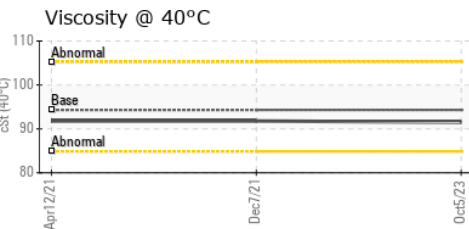
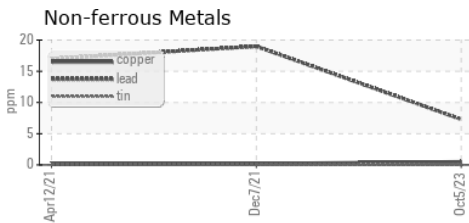

| VISUAL | method | limit/base | current | history1 | history2 |
|------------------|--------|------------|---------|----------|----------|
| White Metal | scalar | Visual* | NONE | NONE | NONE |
| Yellow Metal | scalar | Visual* | NONE | NONE | NONE |
| Precipitate | scalar | Visual* | NONE | NONE | NONE |
| Silt | scalar | Visual* | NONE | NONE | NONE |
| Debris | scalar | Visual* | NONE | NONE | VLITE |
| Sand/Dirt | scalar | Visual* | NONE | NONE | NONE |
| Appearance | scalar | Visual* | NORML | NORML | NORML |
| Odor | scalar | Visual* | NORML | NORML | NORML |
| Emulsified Water | scalar | Visual* | >2 | NEG | NEG |
| Free Water | scalar | Visual* | | NEG | NEG |

| FLUID PROPERTIES | method | limit/base | current | history1 | history2 |
|------------------|--------|---------------|---------|----------|----------|
| Visc @ 40°C | cSt | ASTM D7279(m) | 94.3 | 91.8 | 91.8 |

| SAMPLE IMAGES | method | limit/base | current | history1 | history2 |
|---------------|--------|------------|---------|----------|----------|
|---------------|--------|------------|---------|----------|----------|



GRAPHS



Laboratory : WearCheck - C8-1175 Appleby Line, Burlington, ON L7L 5H9 **ONTARIO CLEAN WATER AGENCY**
Sample No. : WC0862781 **Received** : 18 Oct 2023 1180 LAKESHORE RD. W, SOUTH PEEL FACILITIES - LORNE PARK
Lab Number : 02590051 **Diagnosed** : 19 Oct 2023 MISSISSAUGA, ON
Unique Number : 5659117 **Diagnostician** : Kevin Marson CA L5E 1W6
Test Package : IND 2 (Additional Tests: TAN Man) Contact: Radu Silaghi
 rsilaghi@ocwa.com

To discuss this sample report, contact Customer Service at 1-800-268-2131.
 Test denoted (*) outside scope of accreditation, (m) method modified, (e) tested at external lab.
 Validity of results and interpretation are based on the sample and information as supplied.