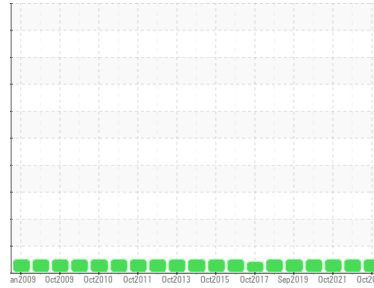




OIL ANALYSIS REPORT

Sample Rating Trend

NORMAL



Area
Saugen Shores SP-17701
 Machine Id
04K03
 Component
Hydraulic System
 Fluid
MOBIL AERO HF (280 LTR)

DIAGNOSIS

Recommendation

Resample at the next service interval to monitor.

Wear

All component wear rates are normal.

Contamination

The system cleanliness is acceptable for your target ISO 4406 cleanliness code. The system and fluid cleanliness is acceptable.

Fluid Condition

The AN level is acceptable for this fluid. The condition of the oil is suitable for further service.

SAMPLE INFORMATION

	method	limit/base	current	history1	history2
Sample Number	Client Info		WC0835238	WC0577993	WC0546329
Sample Date	Client Info		03 Oct 2023	01 Oct 2022	07 Oct 2021
Machine Age	yrs	Client Info	15	14	13
Oil Age	yrs	Client Info	15	14	13
Oil Changed	Client Info		Filtered	Not Changd	Not Changd
Sample Status			NORMAL	NORMAL	NORMAL

WEAR METALS

	method	limit/base	current	history1	history2
PQ	ASTM D8184*	>50	0	0	0
Iron	ppm	ASTM D5185(m)	>10	0	0
Chromium	ppm	ASTM D5185(m)	>15	0	0
Nickel	ppm	ASTM D5185(m)	>10	0	<1
Titanium	ppm	ASTM D5185(m)		0	0
Silver	ppm	ASTM D5185(m)		<1	0
Aluminum	ppm	ASTM D5185(m)	>10	0	<1
Lead	ppm	ASTM D5185(m)	>20	<1	<1
Copper	ppm	ASTM D5185(m)	>15	<1	0
Tin	ppm	ASTM D5185(m)	>20	0	0
Antimony	ppm	ASTM D5185(m)		0	0
Vanadium	ppm	ASTM D5185(m)		0	0
Beryllium	ppm	ASTM D5185(m)		0	0
Cadmium	ppm	ASTM D5185(m)		0	0

ADDITIVES

	method	limit/base	current	history1	history2
Boron	ppm	ASTM D5185(m)		<1	<1
Barium	ppm	ASTM D5185(m)		<1	0
Molybdenum	ppm	ASTM D5185(m)	0.0	0	0
Manganese	ppm	ASTM D5185(m)		0	0
Magnesium	ppm	ASTM D5185(m)	0.4	<1	0
Calcium	ppm	ASTM D5185(m)	0.0	<1	0
Phosphorus	ppm	ASTM D5185(m)	426	388	410
Zinc	ppm	ASTM D5185(m)	0.9	3	3
Sulfur	ppm	ASTM D5185(m)	93	140	133
Lithium	ppm	ASTM D5185(m)		<1	<1

CONTAMINANTS

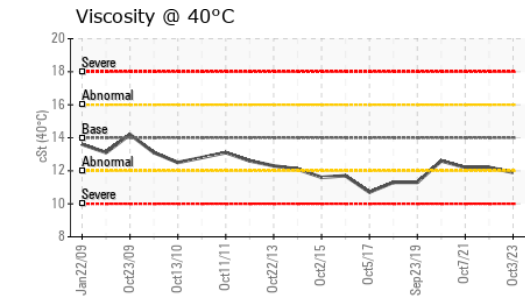
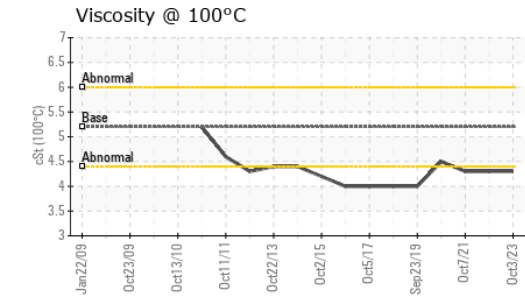
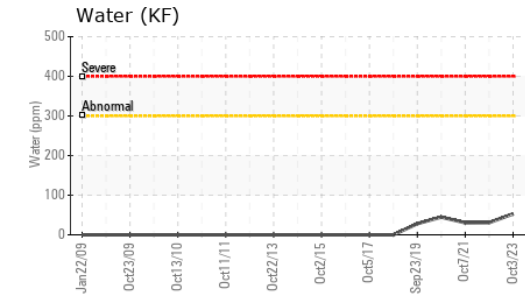
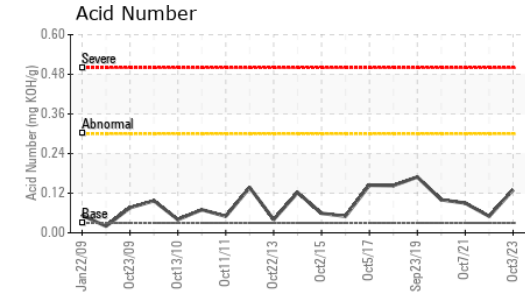
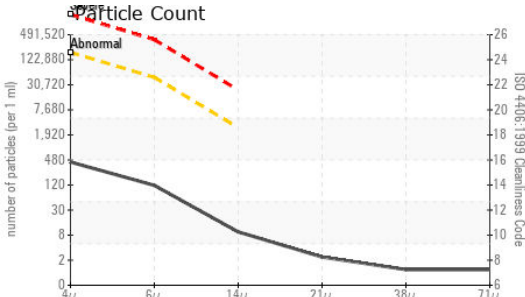
	method	limit/base	current	history1	history2
Silicon	ppm	ASTM D5185(m)	>10	<1	<1
Sodium	ppm	ASTM D5185(m)	>10	<1	<1
Potassium	ppm	ASTM D5185(m)	>20	0	<1
Water	%	ASTM D6304*	>0.03	0.005	0.003
ppm Water	ppm	ASTM D6304*	>300	52.8	30.8

INFRA-RED

	method	limit/base	current	history1	history2
Soot %	%	ASTM D7844*		0	0
Nitration	Abs/cm	ASTM D7624*		3.3	3.5
Sulfation	Abs/.1mm	ASTM D7415*		48.7	50.5



OIL ANALYSIS REPORT



Laboratory : WearCheck - C8-1175 Appleby Line, Burlington, ON L7L 5H9 Vestas American Wind Technology Inc.
Sample No. : WC0835238
Lab Number : 02590643
Unique Number : 5659709
Test Package : IND 2 (Additional Tests: FT-IR, KF, KV100, PQ, TAN Man, VI)

Received : 20 Oct 2023
Diagnosed : 23 Oct 2023
Diagnostician : Kevin Marson
 1417 NW Everett Street
 Portland, OR
 US 97209
 Contact: Nicole Philippi
 NiPhi@vestas.com
 T: (503)327-7683
 F: (503)327-0247

To discuss this sample report, contact Customer Service at 1-800-268-2131.
 Test denoted (*) outside scope of accreditation, (m) method modified, (e) tested at external lab.
 Validity of results and interpretation are based on the sample and information as supplied.

FLUID CLEANLINESS	method	limit/base	current	history1	history2
Particles >4µm	ASTM D7647	>160000	377	190	79
Particles >6µm	ASTM D7647	>40000	104	69	23
Particles >14µm	ASTM D7647	>2500	8	9	4
Particles >21µm	ASTM D7647	>640	2	3	2
Particles >38µm	ASTM D7647	>160	1	0	0
Particles >71µm	ASTM D7647	>40	1	0	0
Oil Cleanliness	ISO 4406 (c)	>24/22/18	16/14/10	15/13/10	13/12/9

FLUID DEGRADATION	method	limit/base	current	history1	history2
Oxidation	Abs./1mm	ASTM D7414*	39.8	39.9	55.8
Acid Number (AN)	mg KOH/g	ASTM D974*	0.13	0.05	0.09

VISUAL	method	limit/base	current	history1	history2
White Metal	scalar	Visual*	NONE	NONE	NONE
Yellow Metal	scalar	Visual*	NONE	NONE	NONE
Precipitate	scalar	Visual*	NONE	NONE	NONE
Silt	scalar	Visual*	NONE	NONE	NONE
Debris	scalar	Visual*	NONE	NONE	NONE
Sand/Dirt	scalar	Visual*	NONE	NONE	NONE
Appearance	scalar	Visual*	NORML	NORML	NORML
Odor	scalar	Visual*	NORML	NORML	NORML
Emulsified Water	scalar	Visual*	NEG	NEG	NEG
Free Water	scalar	Visual*	NEG	NEG	NEG

FLUID PROPERTIES	method	limit/base	current	history1	history2
Visc @ 40°C	cSt	ASTM D7279(m)	14.0	11.9	12.2
Visc @ 100°C	cSt	ASTM D7279(m)	5.2	4.3	4.3
Viscosity Index (VI)	Scale	ASTM D2270*	370	330	316

SAMPLE IMAGES	method	limit/base	current	history1	history2
Color					
Bottom					

