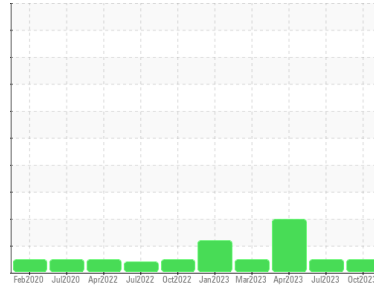




OIL ANALYSIS REPORT

Sample Rating Trend



NORMAL



Area
[41859739]

Machine Id
9469

Component
Diesel Engine

Fluid
CHEVRON DELO 400 SAE 10W30 (--- GAL)

DIAGNOSIS

Recommendation

Resample at the next service interval to monitor.

Wear

All component wear rates are normal.

Contamination

There is no indication of any contamination in the oil.

Fluid Condition

The condition of the oil is acceptable for the time in service.

SAMPLE INFORMATION		method	limit/base	current	history1	history2
Sample Number	Client Info			WC0853362	WC0796293	WC0796560
Sample Date	Client Info			22 Oct 2023	23 Jul 2023	08 Apr 2023
Machine Age	kms	Client Info		315879	270808	285458
Oil Age	kms	Client Info		0	0	0
Oil Changed	Client Info			Changed	Not Changd	Changed
Sample Status				NORMAL	NORMAL	ABNORMAL

CONTAMINATION		method	limit/base	current	history1	history2
Fuel	WC Method	>2.0		<1.0	<1.0	▲ 2.5
Glycol	WC Method			NEG	NEG	NEG

WEAR METALS		method	limit/base	current	history1	history2
Iron	ppm	ASTM D5185(m)	>100	35	19	12
Chromium	ppm	ASTM D5185(m)	>20	2	1	<1
Nickel	ppm	ASTM D5185(m)	>4	0	<1	0
Titanium	ppm	ASTM D5185(m)		0	0	<1
Silver	ppm	ASTM D5185(m)	>3	<1	<1	0
Aluminum	ppm	ASTM D5185(m)	>20	4	4	2
Lead	ppm	ASTM D5185(m)	>40	8	3	1
Copper	ppm	ASTM D5185(m)	>330	3	2	<1
Tin	ppm	ASTM D5185(m)	>15	1	<1	<1
Antimony	ppm	ASTM D5185(m)		0	0	<1
Vanadium	ppm	ASTM D5185(m)		0	0	0
Beryllium	ppm	ASTM D5185(m)		0	0	0
Cadmium	ppm	ASTM D5185(m)		0	0	0

ADDITIVES		method	limit/base	current	history1	history2
Boron	ppm	ASTM D5185(m)		26	39	▲ 71
Barium	ppm	ASTM D5185(m)		<1	0	0
Molybdenum	ppm	ASTM D5185(m)		9	12	▲ 11
Manganese	ppm	ASTM D5185(m)		<1	<1	<1
Magnesium	ppm	ASTM D5185(m)		685	723	706
Calcium	ppm	ASTM D5185(m)		1444	1336	1389
Phosphorus	ppm	ASTM D5185(m)	1260	700	716	731
Zinc	ppm	ASTM D5185(m)	1400	834	763	756
Sulfur	ppm	ASTM D5185(m)		2455	2420	2484
Lithium	ppm	ASTM D5185(m)		<1	<1	<1

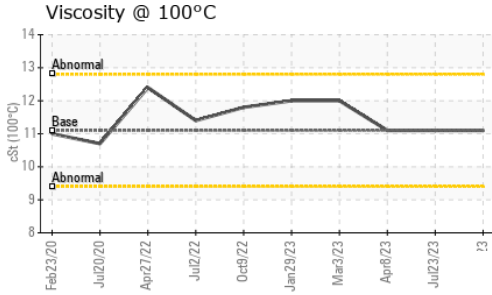
CONTAMINANTS		method	limit/base	current	history1	history2
Silicon	ppm	ASTM D5185(m)	>25	6	5	4
Sodium	ppm	ASTM D5185(m)		3	3	2
Potassium	ppm	ASTM D5185(m)	>20	5	6	4

INFRA-RED		method	limit/base	current	history1	history2
Soot %	%	ASTM D7844*	>3	0.4	0.3	0.1
Nitration	Abs/cm	ASTM D7624*	>20	11.4	10.7	9.5
Sulfation	Abs/.1mm	ASTM D7415*	>30	27.2	23.4	20.2

FLUID DEGRADATION		method	limit/base	current	history1	history2
Oxidation	Abs/.1mm	ASTM D7414*	>25	25.6	20.1	15.7



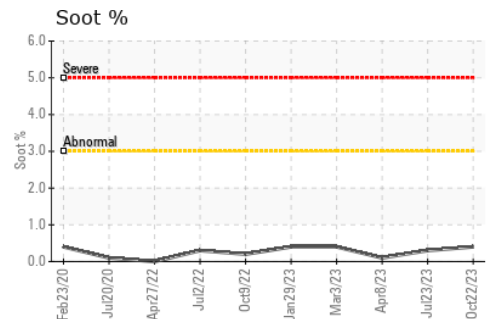
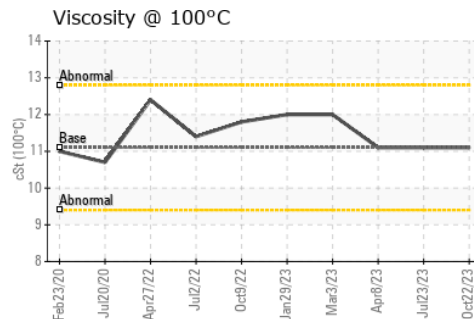
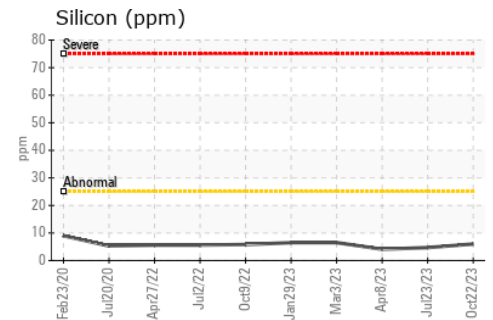
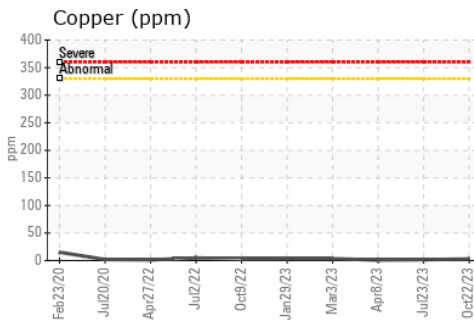
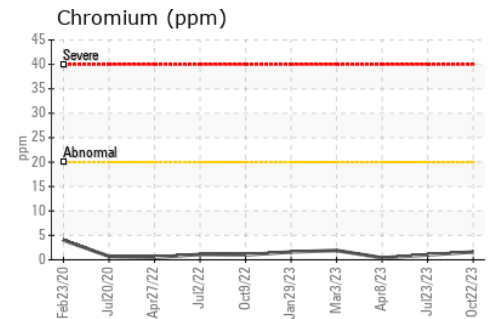
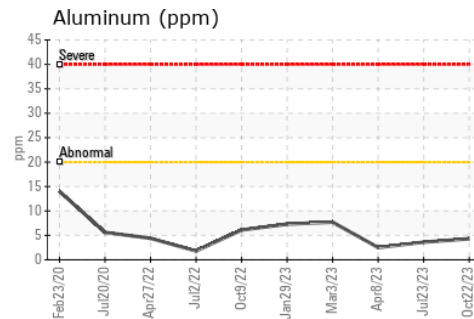
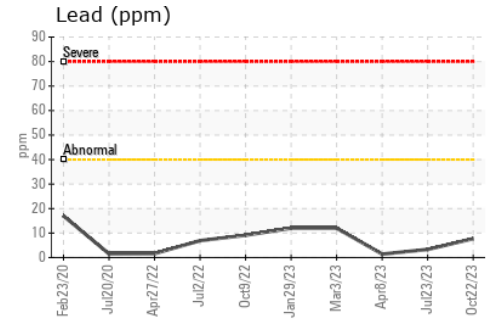
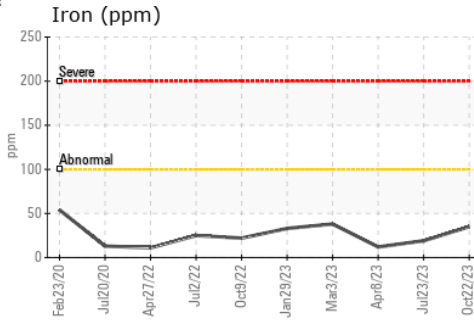
OIL ANALYSIS REPORT



VISUAL	method	limit/base	current	history1	history2
Emulsified Water	scalar	Visual*	>0.2	NEG	NEG
Free Water	scalar	Visual*		NEG	NEG

FLUID PROPERTIES	method	limit/base	current	history1	history2
Visc @ 100°C	cSt	ASTM D7279(m)	11.1	11.1	▲ 11.1

GRAPHS



Laboratory : WearCheck - C8-1175 Appleby Line, Burlington, ON L7L 5H9
Sample No. : WC0853362 **Received** : 25 Oct 2023
Lab Number : 02591596 **Diagnosed** : 25 Oct 2023
Unique Number : 5668675 **Diagnostician** : Kevin Marson
Test Package : MOB 1

Rush Truck Centres
 7450 Torbram Rd.
 Mississauga, ON
 CA L4T 1G9
 Contact: Serdar Okur
 sokur@rushtruckcentres.ca
 T: (905)671-7600
 F:

To discuss this sample report, contact Customer Service at 1-800-268-2131.
 Test denoted (*) outside scope of accreditation, (m) method modified, (e) tested at external lab.
 Validity of results and interpretation are based on the sample and information as supplied.